

Excel Enbeam OM1 Fibre Optic Patch Lead LC-ST Multimode 62.5/125 DX LS0H Grey 5 m

Part Code: 200-192

sales@excel-networking.com
excel-networking.com

CIBSE TM65 Embodied Carbon: 0.331 kg CO2e



Main Features

- / 100% optically tested
- / Low loss connectors
- / Polarity changeable (duplex connectors)
- / Test certificate included
- / Zirconia ceramic UPC ferrules
- / 25 year system warranty

Product Overview

Excel OM1 62.5/125 μm duplex patch leads are manufactured from the highest quality 900 μm buffer/jacket optical fibre, terminated with ceramic ferrule connectors.

Each cable has strain relief boots to prolong and maintain performance levels of the assembly, transmit and receive 'legs' of each duplex cable are identified by means of ring type cable marker fixed to each end the assembly. A short distance from these identification rings heat shrink is applied to maintain an easy to manage bonded two fibre cable, finally a label containing a unique batch number is fixed to the centre of cable for quality and traceability purposes.

Excel Enbeam OM1 Fibre Optic Patch Lead LC-ST Multimode 62.5/125 DX LS0H Grey 5 m

Part Code: 200-192

sales@excel-networking.com
excel-networking.com

Product Specifications

Feature	Values
Fibre type	Multi mode 62.5/125
Category	OM1
Number of Cores	2
Outer diameter sheath single fibre	2 mm
Cable type	Duplex
Length	5 m
Type of connector connection 1	LC
Type of connector connection 2	ST
Outer sheath colour	Grey
Strain relief boot	Push-on
Flame retardant according to IEC 60332-1-2	yes
Low smoke (acc. IEC 61034-2)	yes

Cable specifications

Features	Values	ST Assemblies	SC Assemblies	LC Assemblies
Cable Construction	Duplex zip-cord			
No. of Fibres	2			
Cable Dimensions		2.8 x 5.7mm	2.8 x 5.7mm	2.0 x 4.0mm
Colour	Grey or Orange			
Strength members	Aramid Yarn			

Excel Enbeam OM1 Fibre Optic Patch Lead LC-ST Multimode 62.5/125 DX LS0H Grey 5 m

Part Code: 200-192

sales@excel-networking.com
excel-networking.com

Temperature range	-20C to +70C		
Connector Material	Nickel plated Brass	Composite	Composite
Minimum bend radius (loaded)	10 x cable diameter		
Connector Ferrule	2.5mm Zirconium ceramic	2.5mm Zirconium ceramic	1.25mm Zirconium ceramic
Ferrule End Face	PC Polish		
Connector Insertion Loss	Max. 0.3dB		

Fibre specifications

Features	Values
Core diameter	62.5 ± 2.5µm
Core Non-circularity	≤5%
Core-Cladding Concentricity Error	≤1.5µm
Cladding diameter	125 ± 1.0µm
Cladding Non-circularity	≤1.0%
Primary Coating diameter	245 ± 7µm
Coating-Cladding Concentricity Error	≤10.0µm
Coating Non-circularity	≤6.0%
Secondary coating diameter	900 µm nominal
Max. attenuation at 850nm	2.7dB/km
Max attenuation at 1300nm	0.6dB/km

Excel Enbeam OM1 Fibre Optic Patch Lead LC-ST Multimode 62.5/125 DX LS0H Grey 5 m

Part Code: 200-192

sales@excel-networking.com
excel-networking.com

Refractive Index at 850nm	1.496
Refractive Index at 1300nm	1.491
Bandwidth at 850nm	200 MHz.km
Bandwidth at 1300nm	500 MHz.km
Numerical Aperture	0.275 ±0.015
Zero Dispersion Wavelength	1320-1365nm
Macrobending Loss - 100 turns, 37.5mm Radius, 850nm	≤0.50dB
Macrobending Loss - 100 turns, 37.5mm Radius, 1300nm	≤0.50dB
Coating Strip Force (typical)	1.5N
Coating Strip Force (peak)	1.3 - 8.9N

Excel Enbeam OM1 Fibre Optic Patch Lead LC-ST Multimode 62.5/125 DX LSOH Grey 5 m

Part Code: 200-192

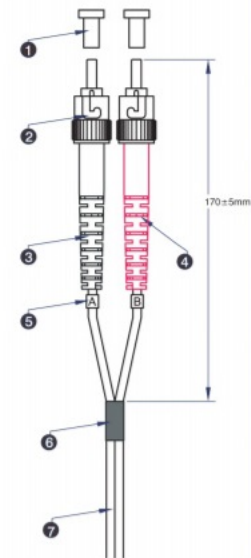
sales@excel-networking.com
excel-networking.com

Cross-section diagram



Product Schematics

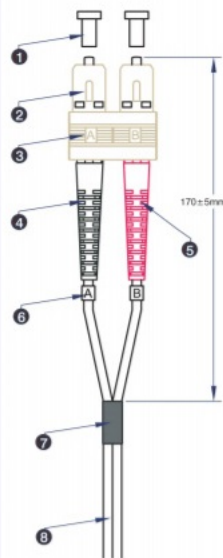
ST



- 1 ST Dust cover
- 2 ST 3.0 multimode connector*
- 3 ST 3.0 Black strain relief boot*
- 4 ST 3.0 Red strain relief boot*
- 5 Identification ring
- 6 Black heatshrink tubing
- 7 3.0mm Duplex OM1 62.5/125 LSOH Grey or Orange cable*

* 2.0 when used in hybrid cables with LC or MTRJ connectors

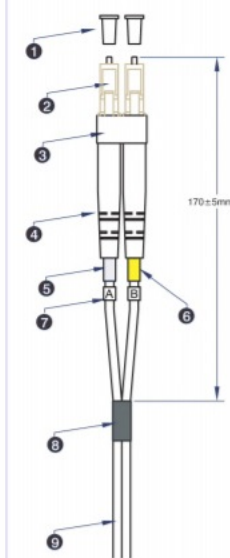
SC



- 1 SC Dust cover
- 2 SC 3.0 Beige multimode connector*
- 3 SC Beige clip
- 4 SC 3.0 Black strain relief boot*
- 5 SC 3.0 Red strain relief boot*
- 6 Identification ring
- 7 Black heatshrink tubing
- 8 3.0mm Duplex OM1 62.5/125 LSOH Grey or Orange cable*

* 2.0 when used in hybrid cables with LC or MTRJ connectors

LC



- 1 LC Dust cover
- 2 LC 2.0 multimode simplex Beige connector
- 3 LC Beige clip
- 4 LC 2.0 white boot
- 5 White heatshrink tubing
- 6 Yellow heatshrink tubing
- 7 Identification ring
- 8 Black heatshrink tubing
- 9 2.0mm Duplex OM1 62.5/125 LSOH Grey or Orange cable

Excel Enbeam OM1 Fibre Optic Patch Lead LC-ST Multimode 62.5/125 DX LS0H Grey 5 m

Part Code: 200-192

sales@excel-networking.com
excel-networking.com

Standards

Applicable standard	Detail
BS EN 60332-1-2:2004+A11:2016	Tests on electric and optical fibre cables under fire conditions - Test for vertical flame propagation for a single insulated wire or cable. Procedure for 1 kW pre-mixed flame
IEC 60793-1-1:2022	Optical fibres - Part 1-1: Measurement methods and test procedures - General and guidance
IEC 60793-2:2015	Optical fibres - Part 2: Product specifications - General
IEC 60793-2-10:2017	Sectional specification for A1 multimode fibres
IEC 60793-1-20:2014	Optical fibres - Part 1-20: Measurement methods and test procedures - Fibre geometry
IEC 60793-1-21:2001	Optical fibres - Part 1-21: Measurement methods and test procedures - Coating geometry
IEC 60793-1-22:2001	Optical fibres - Part 1-22: Measurement methods and test procedures - Length measurement
IEC 60793-1-30:2010	Optical fibres - Part 1-30: Measurement methods and test procedures - Fibre proof test
IEC 60793-1-31:2010	Optical fibres - Part 1-31: Measurement methods and test procedures - Tensile Strength
ITU G.651.1	Characteristics of a 50/125 μm multimode graded index optical fibre cable for the optical access network
EN 50173-1:2018	Information technology. Generic cabling systems - General requirements
EN 50173-2:2007 + A1:2010	Information technology. Generic cabling systems - Office premises
IEC 61754-1:2013	Fibre optic interconnecting devices and passive components - Fibre optic connector interfaces - Part 1: General and guidance
IEC 61754-2:1996	Fibre optic connector interfaces - Part 2: Type BFOC/2,5 connector family

Excel Enbeam OM1 Fibre Optic Patch Lead LC-ST Multimode 62.5/125 DX LS0H Grey 5 m

Part Code: 200-192

sales@excel-networking.com
excel-networking.com

IEC 61754-4:2013	Fibre optic interconnecting devices and passive components - Fibre optic connector interfaces - Part 4: Type SC connector family
IEC 61754-4-100:2015	Fibre optic interconnecting devices and passive components - Fibre optic connector interfaces - Part 4-100: Type SC connector family - Simplified receptacle SC-PC connector interfaces
IEC 61754-20:2012	Fibre optic connector interfaces - Part 20: Type LC connector family
Directive 2011/65/EU (RoHS II)	Restriction of the Use of Certain Hazardous Substances in Electrical and Electronic Equipment — compliant. Applies within EU member states).
Directive (EU) 2015/863 (RoHS III)	Amending Directive 2011/65/EU to add four phthalates (DEHP, BBP, DBP, DIBP) to Annex II — compliant.
Directive 2008/98/EC (WFD)	Waste Framework Directive — compliant. Implemented in the UK through the Waste (England and Wales) Regulations 2011 (SI 2011 No. 988).
ECHA SCIP Database	Compliant; product does not contain SVHCs (Substances of Very High Concern) as defined under REACH Article 33(1). Submission obligations met under EU REACH and UK REACH.
Regulation (EU) 2019/1021 (POPs)	EU Regulation on Persistent Organic Pollutants — compliant. For Great Britain, compliance is aligned with the Persistent Organic Pollutants (Amendment) (EU Exit) Regulations 2020 (SI 2020 No. 1355).
UKSI 2012 No. 3032	The Restriction of the Use of Certain Hazardous Substances in Electrical and Electronic Equipment Regulations 2012 (UK RoHS) — compliant for Great Britain. Retained EU law, as amended by the Product Safety and Metrology (Amendment etc.) (EU Exit) Regulations 2019.

Excel Enbeam OM1 Fibre Optic Patch Lead LC-ST Multimode 62.5/125 DX LS0H Grey 5 m

Part Code: 200-192

sales@excel-networking.com
excel-networking.com

Part Code Table

Part Code	Description
200-181	Excel Enbeam OM1 Fibre Optic Patch Lead LC-LC Multimode 62.5/125 DX LS0H Grey 1 m
200-182	Excel Enbeam OM1 Fibre Optic Patch Lead LC-LC Multimode 62.5/125 DX LS0H Grey 2 m
200-183	Excel Enbeam OM1 Fibre Optic Patch Lead LC-LC Multimode 62.5/125 DX LS0H Grey 3 m
200-184	Excel Enbeam OM1 Fibre Optic Patch Lead LC-LC Multimode 62.5/125 DX LS0H Grey 5 m
200-185	Excel Enbeam OM1 Fibre Optic Patch Lead LC-SC Multimode 62.5/125 DX LS0H Grey 1 m
200-186	Excel Enbeam OM1 Fibre Optic Patch Lead LC-SC Multimode 62.5/125 DX LS0H Grey 2 m
200-187	Excel Enbeam OM1 Fibre Optic Patch Lead LC-SC Multimode 62.5/125 DX LS0H Grey 3 m
200-188	Excel Enbeam OM1 Fibre Optic Patch Lead LC-SC Multimode 62.5/125 DX LS0H Grey 5 m
200-189	Excel Enbeam OM1 Fibre Optic Patch Lead LC-ST Multimode 62.5/125 DX LS0H Grey 1 m
200-190	Excel Enbeam OM1 Fibre Optic Patch Lead LC-ST Multimode 62.5/125 DX LS0H Grey 2 m
200-191	Excel Enbeam OM1 Fibre Optic Patch Lead LC-ST Multimode 62.5/125 DX LS0H Grey 3 m
200-192	Excel Enbeam OM1 Fibre Optic Patch Lead LC-ST Multimode 62.5/125 DX LS0H Grey 5 m
200-290	Excel Enbeam OM1 Fibre Optic Patch Lead ST-ST Multimode 62.5/125 DX LS0H Grey 1 m
200-300	Excel Enbeam OM1 Fibre Optic Patch Lead ST-ST Multimode 62.5/125 DX LS0H Grey 2 m

Excel Enbeam OM1 Fibre Optic Patch Lead LC-ST Multimode 62.5/125 DX LS0H Grey 5 m

Part Code: 200-192

sales@excel-networking.com
excel-networking.com

200-310	Excel Enbeam OM1 Fibre Optic Patch Lead ST-ST Multimode 62.5/125 DX LS0H Grey 3 m
200-320	Excel Enbeam OM1 Fibre Optic Patch Lead ST-ST Multimode 62.5/125 DX LS0H Grey 5 m
200-324	Excel Enbeam OM1 Fibre Optic Patch Lead ST-ST Multimode 62.5/125 DX LS0H Grey 10 m
200-326	Excel Enbeam OM1 Fibre Optic Patch Lead ST-ST Multimode 62.5/125 DX LS0H Grey 15 m
200-329	Excel Enbeam OM1 Fibre Optic Patch Lead ST-ST Multimode 62.5/125 DX LS0H Grey 20 m
200-500	Excel Enbeam OM1 Fibre Optic Patch Lead SC-SC Multimode 62.5/125 DX LS0H Grey 1 m
200-510	Excel Enbeam OM1 Fibre Optic Patch Lead SC-SC Multimode 62.5/125 DX LS0H Grey 2 m
200-520	Excel Enbeam OM1 Fibre Optic Patch Lead SC-SC Multimode 62.5/125 DX LS0H Grey 3 m
200-524	Excel Enbeam OM1 Fibre Optic Patch Lead SC-SC Multimode 62.5/125 DX LS0H Grey 10 m
200-525	Excel Enbeam OM1 Fibre Optic Patch Lead SC-SC Multimode 62.5/125 DX LS0H Grey 15 m
200-526	Excel Enbeam OM1 Fibre Optic Patch Lead SC-SC Multimode 62.5/125 DX LS0H Grey 20 m
200-530	Excel Enbeam OM1 Fibre Optic Patch Lead SC-SC Multimode 62.5/125 DX LS0H Grey 5 m
200-600	Excel Enbeam OM1 Fibre Optic Patch Lead ST-SC Multimode 62.5/125 DX LS0H Grey 1 m
200-610	Excel Enbeam OM1 Fibre Optic Patch Lead ST-SC Multimode 62.5/125 DX LS0H Grey 2 m
200-620	Excel Enbeam OM1 Fibre Optic Patch Lead ST-SC Multimode 62.5/125 DX LS0H Grey 3 m
200-630	Excel Enbeam OM1 Fibre Optic Patch Lead ST-SC Multimode 62.5/125 DX LS0H Grey 5 m
200-634	Excel Enbeam OM1 Fibre Optic Patch Lead ST-SC Multimode 62.5/125 DX LS0H

Excel Enbeam OM1 Fibre Optic Patch Lead LC-ST Multimode 62.5/125 DX LS0H Grey 5 m

Part Code: 200-192

sales@excel-networking.com
excel-networking.com

Grey 10 m

200-635	Excel Enbeam OM1 Fibre Optic Patch Lead ST-SC Multimode 62.5/125 DX LS0H Grey 15 m
200-636	Excel Enbeam OM1 Fibre Optic Patch Lead ST-SC Multimode 62.5/125 DX LS0H Grey 20 m
202-000	Excel Enbeam OM1 Fibre Optic Patch Lead LC-LC Multimode 62.5/125 DX LS0H Grey 10 m
202-001	Excel Enbeam OM1 Fibre Optic Patch Lead LC-LC Multimode 62.5/125 DX LS0H Grey 15 m
202-002	Excel Enbeam OM1 Fibre Optic Patch Lead LC-LC Multimode 62.5/125 DX LS0H Grey 20 m
202-003	Excel Enbeam OM1 Fibre Optic Patch Lead LC-SC Multimode 62.5/125 DX LS0H Grey 10 m
202-004	Excel Enbeam OM1 Fibre Optic Patch Lead LC-SC Multimode 62.5/125 DX LS0H Grey 15 m
202-006	Excel Enbeam OM1 Fibre Optic Patch Lead LC-ST Multimode 62.5/125 DX LS0H Grey 10 m
202-007	Excel Enbeam OM1 Fibre Optic Patch Lead LC-ST Multimode 62.5/125 DX LS0H Grey 15 m
202-008	Excel Enbeam OM1 Fibre Optic Patch Lead LC-ST Multimode 62.5/125 DX LS0H Grey 20 m
202-170	Excel Enbeam OM1 Fibre Optic Patch Lead LC-LC Multimode 62.5/125 DX LS0H Grey 0.5 m
202-177	Excel Enbeam OM1 Fibre Optic Patch Lead LC-SC Multimode 62.5/125 DX LS0H Grey 0.5 m
202-180	Excel Enbeam OM1 Fibre Optic Patch Lead LC-SC Multimode 62.5/125 DX LS0H Grey 30 m
202-183	Excel Enbeam OM1 Fibre Optic Patch Lead LC-ST Multimode 62.5/125 DX LS0H Grey 0.5 m
202-186	Excel Enbeam OM1 Fibre Optic Patch Lead LC-ST Multimode 62.5/125 DX LS0H Grey 30 m
202-190	Excel Enbeam OM1 Fibre Optic Patch Lead SC-SC Multimode 62.5/125 DX LS0H Grey 0.5 m

Excel Enbeam OM1 Fibre Optic Patch Lead LC-ST
Multimode 62.5/125 DX LS0H Grey 5 m



Part Code: 200-192

sales@excel-networking.com
excel-networking.com

202-193

Excel Enbeam OM1 Fibre Optic Patch Lead SC-SC Multimode 62.5/125 DX LS0H
Grey 30 m

202-196

Excel Enbeam OM1 Fibre Optic Patch Lead ST-ST Multimode 62.5/125 DX LS0H
Grey 0.5 m