Excel Enbeam OM2 Fibre Optic Patch Lead ST-SC Multimode 50/125 DX LS0H Orange 1 m

Part Code: 200-216

sales@excel-networking.com
excel-networking.com

CIBSE TM65 Embodied Carbon: 0.226 kg CO2e



Main Features

- / 100% Optically tested, test certificate included
- / Zirconia ceramic UPC ferrules
- / Bend insensitive construction
- / Low loss connectors
- / Polarity changeable (Duplex connectors)
- / 25 Year system warranty

Product Overview

Excel OM2 50/125 µm duplex patch leads are manufactured from the highest quality 900 µm buffer/jacket optical fibre, terminated with ceramic ferrule connectors.

Each cable has strain relief boots to prolong and maintain performance levels of the assembly, transmit and receive 'legs' of each duplex cable are identified by means of ring type cable marker fixed to each end the assembly. A short distance from these identification rings heat shrink is applied to maintain an easy to manage bonded two fibre cable, finally a label containing a unique batch number is fixed to the centre of cable for quality and traceability purposes.

This data sheet was generated at 7:13pm 28th November 2026 and is subject to change at any time.

Excel Enbeam OM2 Fibre Optic Patch Lead ST-SC Multimode 50/125 DX LS0H Orange 1 m

Part Code: 200-216

sales@excel-networking.com
excel-networking.com

Product Specifications

Feature	Values
Fibre type	**Multi mode 50/125**
Category	**OM2**
Number of Cores	**2**
Outer diameter sheath single fibre	**3 mm**
Cable type	**Duplex**
Length	**1 m**
Type of connector connection 1	**ST**
Type of connector connection 2	**SC**
Outer sheath colour	**Orange**
Strain relief boot	**Push-on**
Flame retardant according to IEC 60332-1-2	**yes**
Low smoke (acc. IEC 61034-2)	**yes**

Cable specifications

Features	Values	ST Assemblies	SC Assemblies	LC Assemblies
Cable Construction	**Duplex zip-cord**			
No. of Fibres	**2**			
Cable Dimensions		**2.8 x 5.7mm**	**2.8 x 5.7mm**	**2.0 x 4.0mm**
Colour	**Orange**			
Strength members	**Aramid Yarn**			

This data sheet was generated at 7:13pm 28th November 2026 and is subject to change at any time.

Temperature range	**-20C to +70C**			
Connector Material		**Nickel plated Brass**	**Composite**	**Composite**
Minimum bend radius (loaded)	**10 x cable diameter**			
Connector Ferrule		**2.5mm Zirconium ceramic**	**2.5mm Zirconium ceramic**	**1.25mm Zirconium ceramic**
Ferrule End Face	**PC Polish**			
Connector Insertion Loss	**Max. 0.3dB**			

Fibre specifications

Features	Values
Core diameter	**50 ± 2.5µm**
Core Non-circularity	**≤5%**
Core-Cladding Concentricity Error	**≤1.5µm**
Cladding diameter	**125 ± 1.0µm**
Cladding Non-circularity	**≤1.0%**
Primary Coating diameter	**245 ± 7µm**
Coating-Cladding Concentricity Error	**≤10.0µm**
Coating Non-circularity	**≤6.0%**
Secondary coating diameter	**900 µm nominal**
Max. attenuation at 850nm	**2.3dB/km**
Max attenuation at 1300nm	**0.6dB/km**

This data sheet was generated at 7:13pm 28th November 2026 and is subject to change at any time.

Refractive Index at 850nm	**1.482**
Refractive Index at 1300nm	**1.477**
Bandwidth at 850nm	**500 MHz.km**
Bandwidth at 1300nm	**500 MHz.km**
Nμmerical Aperture	**0.200 ±0.015**
Zero Dispersion Wavelength	**1295-1340nm**
Macrobending Loss - 2 turns, 15mm Radius, 850nm	**≤0.10dB**
Macrobending Loss - 2 turns, 15mm Radius, 1300nm	**≤0.30dB**
Macrobending Loss - 2 turns, 7.5mm Radius, 850nm	**≤0.2dB**
Macrobending Loss - 2 turns, 7.5mm Radius, 1300nm	**≤0.5dB**
Coating Strip Force (typical)	**1.5N**
Coating Strip Force (peak)	**1.3 - 8.9N**

This data sheet was generated at 7:13pm 28th November 2026 and is subject to change at any time.

Cross-section diagram

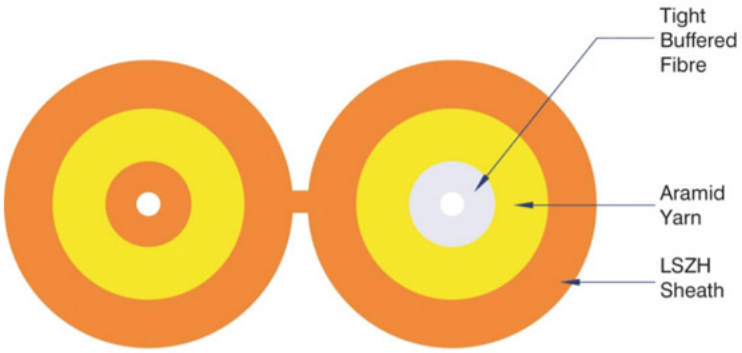

Product Schematics

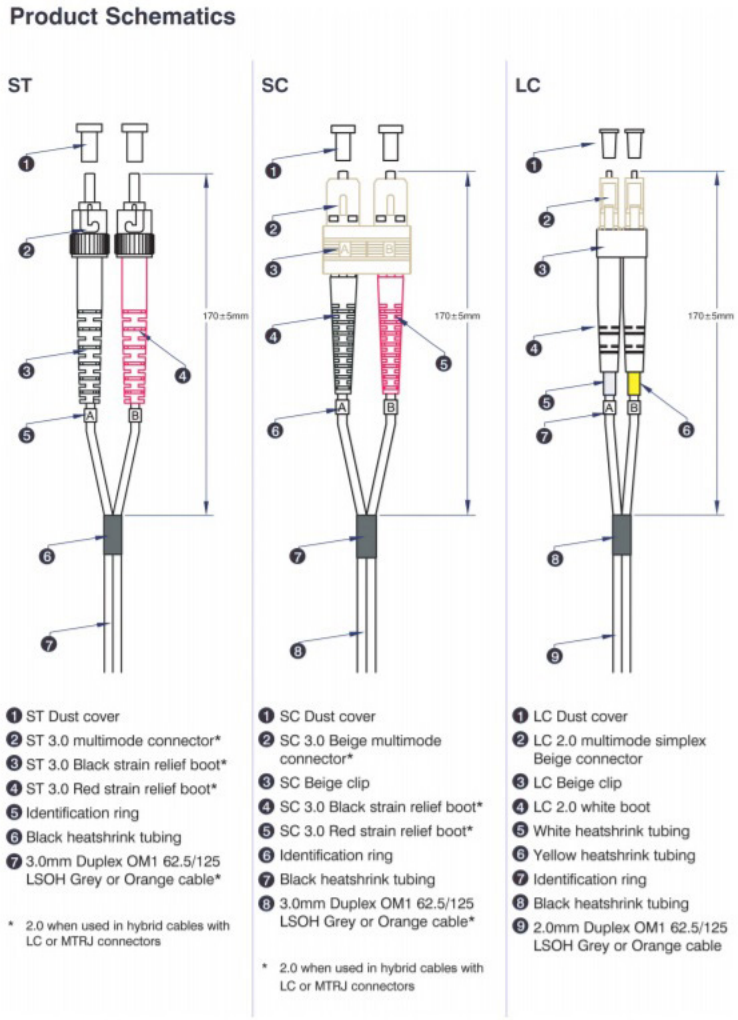

This data sheet was generated at 7:13pm 28th November 2026 and is subject to change at any time.

Standards

Applicable standard	Detail
BS EN 60332-1-2:2004+A11:2016	Tests on electric and optical fibre cables under fire conditions - Test for vertical flame propagation for a single insulated wire or cable. Procedure for 1 kW pre-mixed flame
IEC 60793-1-1:2022	Optical fibres - Part 1-1: Measurement methods and test procedures - General and guidance
IEC 60793-2:2015	Optical fibres - Part 2: Product specifications - General
IEC 60793-2-10:2017	Sectional specification for A1 multimode fibres
IEC 60793-1-20:2014	Optical fibres - Part 1-20: Measurement methods and test procedures - Fibre geometry
IEC 60793-1-21:2001	Optical fibres - Part 1-21: Measurement methods and test procedures - Coating geometry
IEC 60793-1-22:2001	Optical fibres - Part 1-22: Measurement methods and test procedures - Length measurement
IEC 60793-1-30:2010	Optical fibres - Part 1-30: Measurement methods and test procedures - Fibre proof test
IEC 60793-1-31:2010	Optical fibres - Part 1-31: Measurement methods and test procedures - Tensile Strength
ITU G.651.1	Characteristics of a 50/125 µm multimode graded index optical fibre cable for the optical access network
EN 50173-1:2018	Information technology. Generic cabling systems - General requirements
EN 50173-2:2007 + A1:2010	Information technology. Generic cabling systems - Office premises
IEC 61754-1:2013	Fibre optic interconnecting devices and passive components - Fibre optic connector interfaces - Part 1: General and guidance
IEC 61754-2:1996	Fibre optic connector interfaces - Part 2: Type BFOC/2,5 connector family

This data sheet was generated at 7:13pm 28th November 2026 and is subject to change at any time.

IEC 61754-4:2013	Fibre optic interconnecting devices and passive components - Fibre optic connector interfaces - Part 4: Type SC connector family
IEC 61754-4-100:2015	Fibre optic interconnecting devices and passive components - Fibre optic connector interfaces - Part 4-100: Type SC connector family - Simplified receptacle SC-PC connector interfaces
IEC 61754-20:2012	Fibre optic connector interfaces - Part 20: Type LC connector family
Directive 2011/65/EU (RoHS II)	Restriction of the Use of Certain Hazardous Substances in Electrical and Electronic Equipment — compliant. Applies within EU member states).
Directive (EU) 2015/863 (RoHS III)	Amending Directive 2011/65/EU to add four phthalates (DEHP, BBP, DBP, DIBP) to Annex II — compliant.
Directive 2008/98/EC (WFD)	Waste Framework Directive — compliant. Implemented in the UK through the Waste (England and Wales) Regulations 2011 (SI 2011 No. 988).
ECHA SCIP Database	Compliant; product does not contain SVHCs (Substances of Very High Concern) as defined under REACH Article 33(1). Submission obligations met under EU REACH and UK REACH.
Regulation (EU) 2019/1021 (POPs)	EU Regulation on Persistent Organic Pollutants — compliant. For Great Britain, compliance is aligned with the Persistent Organic Pollutants (Amendment) (EU Exit) Regulations 2020 (SI 2020 No. 1355).
UK SI 2012 No. 3032	The Restriction of the Use of Certain Hazardous Substances in Electrical and Electronic Equipment Regulations 2012 (UK RoHS) — compliant for Great Britain. Retained EU law, as amended by the Product Safety and Metrology (Amendment etc.) (EU Exit) Regulations 2019.

This data sheet was generated at 7:13pm 28th November 2026 and is subject to change at any time.

Part Code Table

Part Code	Description
200-093	**Excel Enbeam OM2 Fibre Optic Patch Lead LC-SC Multimode 50/125 DX LS0H Orange 10 m**
200-094	**Excel Enbeam OM2 Fibre Optic Patch Lead LC-SC Multimode 50/125 DX LS0H Orange 15 m**
200-095	**Excel Enbeam OM2 Fibre Optic Patch Lead LC-SC Multimode 50/125 DX LS0H Orange 20 m**
200-168	**Excel Enbeam OM2 Fibre Optic Patch Lead LC-LC Multimode 50/125 DX LS0H Orange 1 m**
200-169	**Excel Enbeam OM2 Fibre Optic Patch Lead LC-LC Multimode 50/125 DX LS0H Orange 2 m**
200-170	**Excel Enbeam OM2 Fibre Optic Patch Lead LC-LC Multimode 50/125 DX LS0H Orange 3 m**
200-171	**Excel Enbeam OM2 Fibre Optic Patch Lead LC-LC Multimode 50/125 DX LS0H Orange 5 m**
200-172	**Excel Enbeam OM2 Fibre Optic Patch Lead LC-SC Multimode 50/125 DX LS0H Orange 1 m**
200-173	**Excel Enbeam OM2 Fibre Optic Patch Lead LC-SC Multimode 50/125 DX LS0H Orange 2 m**
200-174	**Excel Enbeam OM2 Fibre Optic Patch Lead LC-SC Multimode 50/125 DX LS0H Orange 3 m**
200-175	**Excel Enbeam OM2 Fibre Optic Patch Lead LC-SC Multimode 50/125 DX LS0H Orange 5 m**
200-176	**Excel Enbeam OM2 Fibre Optic Patch Lead LC-ST Multimode 50/125 DX LS0H Orange 1 m**
200-177	**Excel Enbeam OM2 Fibre Optic Patch Lead LC-ST Multimode 50/125 DX LS0H Orange 2 m**
200-178	**Excel Enbeam OM2 Fibre Optic Patch Lead LC-ST Multimode 50/125 DX LS0H Orange 3 m**

This data sheet was generated at 7:13pm 28th November 2026 and is subject to change at any time.

200-179	**Excel Enbeam OM2 Fibre Optic Patch Lead LC-ST Multimode 50/125 DX LS0H Orange 5 m**
200-180	**Excel Enbeam OM2 Fibre Optic Patch Lead LC-ST Multimode 50/125 DX LS0H Orange 10 m**
200-200	**Excel Enbeam OM2 Fibre Optic Patch Lead ST-ST Multimode 50/125 DX LS0H Orange 1 m**
200-202	**Excel Enbeam OM2 Fibre Optic Patch Lead ST-ST Multimode 50/125 DX LS0H Orange 2 m**
200-204	**Excel Enbeam OM2 Fibre Optic Patch Lead ST-ST Multimode 50/125 DX LS0H Orange 3 m**
200-206	**Excel Enbeam OM2 Fibre Optic Patch Lead ST-ST Multimode 50/125 DX LS0H Orange 5 m**
200-209	**Excel Enbeam OM2 Fibre Optic Patch Lead ST-ST Multimode 50/125 DX LS0H Orange 10 m**
200-216	**Excel Enbeam OM2 Fibre Optic Patch Lead ST-SC Multimode 50/125 DX LS0H Orange 1 m**
200-218	**Excel Enbeam OM2 Fibre Optic Patch Lead ST-SC Multimode 50/125 DX LS0H Orange 2 m**
200-219	**Excel Enbeam OM2 Fibre Optic Patch Lead ST-SC Multimode 50/125 DX LS0H Orange 15 m**
200-220	**Excel Enbeam OM2 Fibre Optic Patch Lead ST-SC Multimode 50/125 DX LS0H Orange 3 m**
200-222	**Excel Enbeam OM2 Fibre Optic Patch Lead ST-SC Multimode 50/125 DX LS0H Orange 5 m**
200-224	**Excel Enbeam OM2 Fibre Optic Patch Lead SC-SC Multimode 50/125 DX LS0H Orange 1 m**
200-226	**Excel Enbeam OM2 Fibre Optic Patch Lead SC-SC Multimode 50/125 DX LS0H Orange 2 m**
200-227	**Excel Enbeam OM2 Fibre Optic Patch Lead ST-SC Multimode 50/125 DX LS0H Orange 10 m**
200-228	**Excel Enbeam OM2 Fibre Optic Patch Lead SC-SC Multimode 50/125 DX LS0H Orange 3 m**
200-229	**Excel Enbeam OM2 Fibre Optic Patch Lead SC-SC Multimode 50/125 DX LS0H**

This data sheet was generated at 7:13pm 28th November 2026 and is subject to change at any time.

	Orange 5 m
200-236	**Excel Enbeam OM2 Fibre Optic Patch Lead SC-SC Multimode 50/125 DX LS0H Orange 10 m**
200-237	**Excel Enbeam OM2 Fibre Optic Patch Lead SC-SC Multimode 50/125 DX LS0H Orange 15 m**
200-238	**Excel Enbeam OM2 Fibre Optic Patch Lead SC-SC Multimode 50/125 DX LS0H Orange 20 m**
200-265	**Excel Enbeam OM2 Fibre Optic Patch Lead LC-LC Multimode 50/125 DX LS0H Orange 10 m**
200-266	**Excel Enbeam OM2 Fibre Optic Patch Lead LC-LC Multimode 50/125 DX LS0H Orange 15 m**
200-267	**Excel Enbeam OM2 Fibre Optic Patch Lead LC-LC Multimode 50/125 DX LS0H Orange 20 m**
200-286	**Excel Enbeam OM2 Fibre Optic Patch Lead ST-ST Multimode 50/125 DX LS0H Orange 15 m**
200-287	**Excel Enbeam OM2 Fibre Optic Patch Lead ST-ST Multimode 50/125 DX LS0H Orange 20 m**
200-533	**Excel Enbeam OM2 Fibre Optic Patch Lead LC-ST Multimode 50/125 DX LS0H Orange 20 m**
202-171	**Excel Enbeam OM2 Fibre Optic Patch Lead LC-LC Multimode 50/125 DX LS0H Orange 0.5 m**
202-174	**Excel Enbeam OM2 Fibre Optic Patch Lead LC-LC Multimode 50/125 DX LS0H Orange 30 m**
202-178	**Excel Enbeam OM2 Fibre Optic Patch Lead LC-SC Multimode 50/125 DX LS0H Orange 0.5 m**
202-181	**Excel Enbeam OM2 Fibre Optic Patch Lead LC-SC Multimode 50/125 DX LS0H Orange 30 m**
202-184	**Excel Enbeam OM2 Fibre Optic Patch Lead LC-ST Multimode 50/125 DX LS0H Orange 0.5 m**
202-191	**Excel Enbeam OM2 Fibre Optic Patch Lead SC-SC Multimode 50/125 DX LS0H Orange 0.5 m**
202-194	**Excel Enbeam OM2 Fibre Optic Patch Lead SC-SC Multimode 50/125 DX LS0H Orange 30 m**

This data sheet was generated at 7:13pm 28th November 2026 and is subject to change at any time.

202-197	**Excel Enbeam OM2 Fibre Optic Patch Lead ST-ST Multimode 50/125 DX LS0H Orange 0.5 m**

This data sheet was generated at 7:13pm 28th November 2026 and is subject to change at any time.