

- ✕ Semi Loose Buffered
- ✕ Choice of lengths
- ✕ Choice of connectors
- ✕ Each cable is individually packaged and labelled
- ✕ Test Certificate with each cable
- ✕ RoHS Compliant
- ✕ Bend insensitive construction

Product Overview

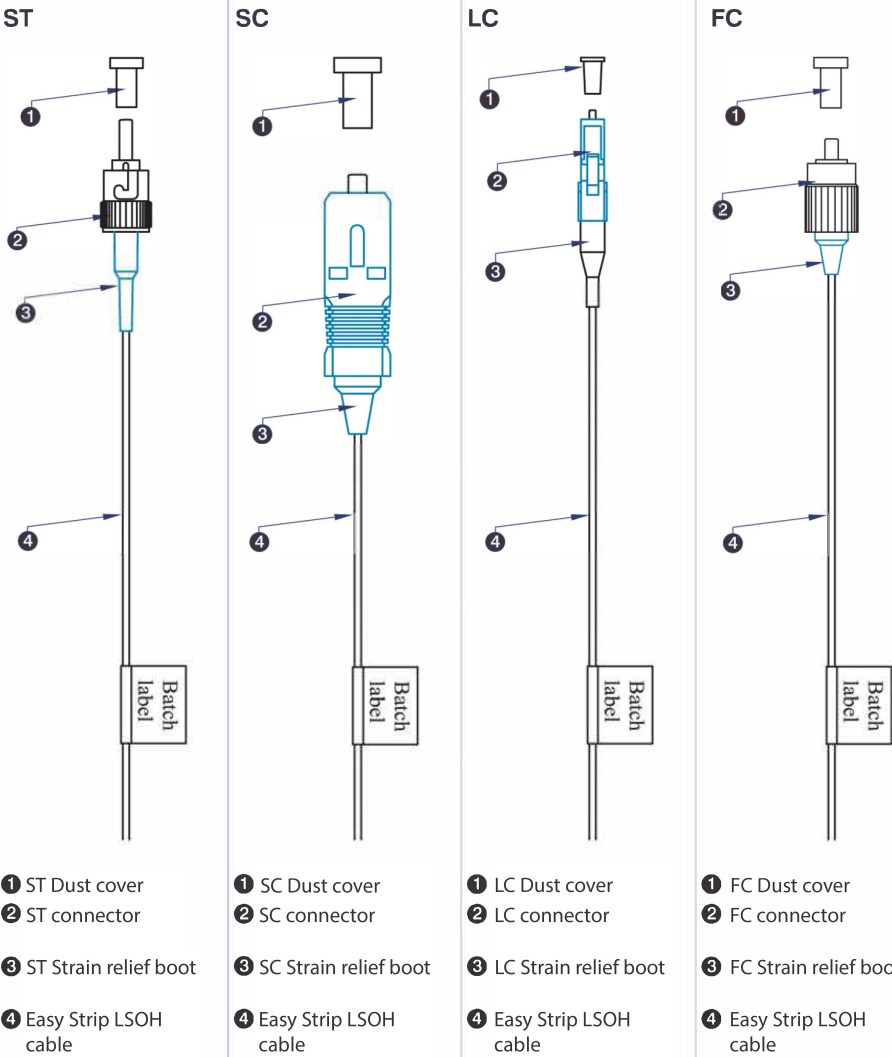
Excel multimode fibre optic pigtails are manufactured from the highest quality 900 micron optical fibre, terminated with ceramic ferrule connectors of various types. To assist in fast cable preparation and splicing semi tight buffered, easy strip, cable is used as standard. Cable preparation, termination and testing is carried out to strictly managed procedures in an Excel approved, ISO9001 registered manufacturing facility.

Each pigtail has a strain relief boot to prolong and maintain performance levels of the assembly. A short distance from the connector a label containing a unique batch number is fixed to cable for quality and traceability purposes.

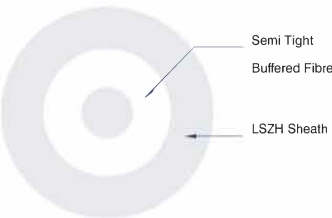
Product Specifications

Feature	Values
Fibre type	Multi mode 62.5/125
Category	OM1
Length	2 m
Type of connector	LC
APC-type	no
Colour	Grey
Strain relief boot	Push-on

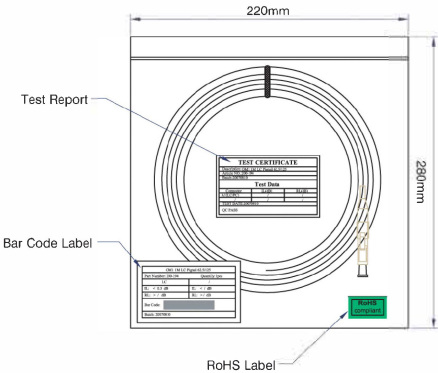
Product schematics



Cable Profile



Packaging



Excel Enbeam Fibre Pigtail OM1 62.5/125 LC/UPC Grey 2 m

Item Code: 200-558



Fibre specifications

Features	OM1	OM2	OM3	OM4	OM5
Core diameter	62.5 ± 2.5µm	50 ± 2.5µm	50 ± 2.5µm	50 ± 2.5µm	50 ± 2.5µm
Core Non-circularity	≤5%	≤5%	≤5%	≤5%	≤5%
Core-Cladding Concentricity Error	≤1.5µm	≤1.5µm	≤1.0µm	≤1.0µm	≤1.0µm
Cladding diameter	125 ± 1.0µm	125 ± 1.0µm	125 ± 1.0µm	125 ± 1.0µm	125 ± 0.8µm
Cladding Non-circularity	≤1.0%	≤1.0%	≤1.0%	≤1.0%	≤0.6%
Primary Coating diameter	245 ± 7µm	245 ± 7µm	245 ± 7µm	245 ± 7µm	245 ± 7µm
Coating-Cladding Concentricity Error	≤10.0µm	≤10.0µm	≤10.0µm	≤10.0µm	≤10.0µm
Coating Non-circularity	≤6.0%	≤6.0%	≤6.0%	≤6.0%	≤6.0%
Secondary coating diameter	900 µm nominal	900 µm nominal	900 µm nominal	900 µm nominal	900 µm nominal
Max. attenuation at 850nm	2.7dB/km	2.3dB/km	2.4dB/km	2.4dB/km	2.4dB/km
Max. attenuation at 953nm					1.7dB/km
Max attenuation at 1300nm	0.6dB/km	0.6dB/km	0.6dB/km	0.6dB/km	0.6dB/km
Refractive Index at 850nm	1.496	1.482	1.482	1.482	1.482
Refractive Index at 1300nm	1.491	1.477	1.477	1.477	1.477
Bandwidth at 850nm	200 MHz.km	500 MHz.km	≥1500 MHz.km	≥3500 MHz.km	≥3500 MHz.km
Bandwidth at 953nm					≥1850 MHz.km

Excel Enbeam Fibre Pigtail OM1 62.5/125 LC/UPC Grey 2 m

Item Code: 200-558



Bandwidth at 1300nm	500 MHz.km	500 MHz.km	≥500 MHz.km	≥500 MHz.km	≥500 MHz.km
Effective Modal Bandwidth at 850nm			≥2000 MHz/km	≥4700 MHz/km	≥4700 MHz/km
Effective Modal Bandwidth at 953nm					≥2470 MHz/km
Numerical Aperture	0.275 ±0.015	0.200 ±0.015	0.200 ±0.015	0.200 ±0.015	0.200 ± 0.015
Zero Dispersion Wavelength	1320-1365nm	1295-1340nm	1295-1340nm	1295-1340nm	1295-1340nm
Macrobending Loss - 100 turns, 37.5mm Radius, 850nm	≤0.50dB	≤0.10dB	≤0.50dB	≤0.50dB	≤0.10dB
Macrobending Loss - 100 turns, 37.5mm Radius, 1300nm	≤0.50dB	≤0.30dB	≤0.50dB	≤0.50dB	≤0.30dB
Macrobending Loss - 2 turns, 7.5mm Radius, 850nm		≤0.2dB	≤1.0dB	≤1.0dB	≤0.2dB
Macrobending Loss - 2 turns, 7.5mm Radius, 1300nm		≤0.5dB	≤1.0dB	≤1.0dB	≤0.5dB

Excel Enbeam Fibre Pigtail OM1 62.5/125 LC/UPC Grey 2 m

Item Code: 200-558



Cable specifications

Features	Values	ST Assemblies	SC Assemblies	LC Assemblies
Construction	Semi-Tight Buffered			
No. of Fibres	1			
Diameter	900 micron			
Temperature range	-20C to +70C			
Connector Material		Nickel plated Brass	Composite	Composite
Minimum bend radius	10 x cable diameter			
Connector Ferrule		2.5mm Zirconium ceramic	2.5mm Zirconium ceramic	1.25mm Zirconium ceramic
Connector Insertion Loss	Max. 0.3dB			
Connector Return Loss (Multimode)	Max. -30dB			
Ferrule End Face (Singlemode UPC)	Max. -50dB			
Ferrule End Face (Singlemode APC)	Max. -60dB			

Standards

Applicable standard	Detail
IEC 60793-1-1:2022	Optical fibres - Part 1-1: Measurement methods and test procedures - General and guidance
IEC 60793-2:2015	Optical fibres - Part 2: Product specifications - General
IEC 60793-2-10:2017	Sectional specification for A1 multimode fibres
IEC 60793-1-20:2014	Optical fibres - Part 1-20: Measurement methods and test procedures - Fibre geometry
IEC 60793-1-21:2001	Optical fibres - Part 1-21: Measurement methods and test procedures - Coating geometry
IEC 60793-1-22:2001	Optical fibres - Part 1-22: Measurement methods and test procedures - Length measurement
IEC 60793-1-30:2010	Optical fibres - Part 1-30: Measurement methods and test procedures - Fibre proof test

Excel Enbeam Fibre Pigtail OM1 62.5/125 LC/UPC Grey 2 m

Item Code: 200-558



IEC 60793-1-31:2010	Optical fibres - Part 1-31: Measurement methods and test procedures - Tensile Strength
ITU-T G.651.1:2018	Characteristics of a 50/125 µm multimode graded index optical fibre cable for the optical access network
EN 50173-1:2018	Information technology. Generic cabling systems - General requirements
EN 50173-2:2007 + A1:2010	Information technology. Generic cabling systems - Office premises
IEC 61754-1:2013	Fibre optic interconnecting devices and passive components - Fibre optic connector interfaces - Part 1: General and guidance
IEC 61754-2:1996	Fibre optic connector interfaces - Part 2: Type BFOC/2,5 connector family
IEC 61754-4:2013	Fibre optic interconnecting devices and passive components - Fibre optic connector interfaces - Part 4: Type SC connector family
IEC 61754-4-100:2015	Fibre optic interconnecting devices and passive components - Fibre optic connector interfaces - Part 4-100: Type SC connector family - Simplified receptacle SC-PC connector interfaces
RoHS-II/III (2011/65/EU & 2015/863): 2023	Our products, demonstrate full adherence to the regulatory stipulations of the EU Directive 2011/65/EU (RoHS-II) and its corresponding delegated directive 2015/863 (RoHS-III).
ANSI/TIA 568-3.D	Optical Fiber Cabling and Components Standard
ISO/IEC 11801-1:2017	Information technology - Generic cabling for customer premises: Part 1 General Requirements
WFD: 2023	Compliant to Waste Framework Directive
SCIP: 2023	Compliant - Does Not Contain Substances of Concern In articles as such or in complex objects (Products)
POPs (EU) No 2019/1021	EU Regulation for the restriction of Persistent Organic Pollutants.

Part Number Table

Part Number	Description
200-552	Excel Enbeam Fibre Pigtail OM1 62.5/125 SC/UPC Grey 2 m
200-553	Excel Enbeam Fibre Pigtail OM2 50/125 SC/UPC White 2 m
200-555	Excel Enbeam Fibre Pigtail OM3 50/125 SC/UPC Aqua 2 m
200-556	Excel Enbeam Fibre Pigtail OM1 62.5/125 ST/UPC Grey 2 m

Excel Enbeam Fibre Pigtail OM1 62.5/125 LC/UPC Grey 2 m

Item Code: 200-558



200-557	Excel Enbeam Fibre Pigtail OM2 50/125 ST/UPC White 2 m
200-558	Excel Enbeam Fibre Pigtail OM1 62.5/125 LC/UPC Grey 2 m
200-559	Excel Enbeam Fibre Pigtail OM2 50/125 LC/UPC White 2 m
200-560	Excel Enbeam Fibre Pigtail OM3 50/125 LC/UPC Aqua 2 m
200-574	Excel Enbeam Fibre Pigtail OM2 50/125 ST/UPC Tight Buffered White 2 m
200-577	Excel Enbeam Fibre Pigtail OM3 50/125 ST/UPC Aqua 2 m
200-675	Excel Enbeam Fibre Pigtail OM5 50/125 SC/UPC Lime Green 2 m
200-677	Excel Enbeam Fibre Pigtail OM5 50/125 LC/UPC Lime Green 2 m
204-321	Excel Enbeam Fibre Pigtail OM4 50/125 SC/UPC Violet 2m
204-350	Excel Enbeam Fibre Pigtail OM4 50/125 LC/UPC Violet 2 m
204-351	Excel Enbeam Fibre Pigtail OM4 50/125 SC/UPC Violet 2 m

Excel is a world class premium performing end to end infrastructure solution designed,
Manufactured, supported and delivered without compromise.

Contact us at sales@excel-networking.com



E&OE. Excel is a registered trade name of Mayflex Holdings Ltd.