

Excel Enbeam 24 Way Singlemode Fibre Optic Panel 24 LC Duplex 48F + Pigtail & Cass Blue

Item Code: 201-620-PL

excel
without compromise.



✕ New plastic tray design

✕ Multiple cable entry to rear

✕ Sliding drawer on ball bearing runners

✕ Up to 48 fibres

✕ 1U rack space design

✕ Port identification numbers

✕ 25 year system warranty

Product Overview

The Excel range of LC patch panels are sliding drawer "tray style" housings suitable for either direct termination or splicing of up to 48 fibres in 1U of rack space. Each panel is manufactured from black UL94-V0 ABS plastic and a metal support frame providing a strong and durable unit.

To the front of the patch panel the specified number of adaptors are loaded from left to right. Each panel utilises colour coded adaptors, beige, aqua and violet for multimode, blue for singlemode, and green for SM APC. Each duplex (or quad) adaptor accommodates two (four) terminated fibres.

Each panel has included within it a set of fixing brackets, and a cable management pack which includes cable entry glands, cable ties, splice holders, cage nuts and screws are also provided.

Note: Removal tool 208-172 is required to remove adaptors.

- Reduction in emissions
- Reduced mineral extraction
- Reduction in embedded carbon by 43% compared to metal version
- Reduced floor loading on installations
- Reduced weight in cabinets
- Easier one-man installation
- Integrated Knockouts
- Rear entry points left and right

Product Specifications

Excel Enbeam 24 Way Singlemode Fibre Optic Panel 24 LC Duplex 48F + Pigtail & Cass Blue

Item Code: 201-620-PL



Feature	Values
Suitable for number of fibre cores	48
Suitable for number of module inserts	24
Loaded with number of couplings/adapters	24
With pigtails	yes
Fibre type	Single mode
Fibre class	OS2
APC-type	no
Type of connector external	LC-Duplex
Type of connector interior	LC-Duplex
Colour	Black
RAL-number	9005
Mounting method	482.6 mm (19 inch) mounting
Number of rack units (RU)	1
Height	43.8 mm
Width	482 mm
Depth	216.3 mm

Additional specifications

Feature	Value
Operating Temperature	-40 to +80 °C
IP Rating	IP20
Cable Entry 20 mm	2
Cable Entry 25 mm	2
Material	ABS and cold rolled steel
Material Thickness	1.2 mm
Material Coating	Powder coating
RoHs Compliant Adaptor	Yes
Designed in accordance with	ISO/IEC 11801, IEC60304, IEC61754, TIA/EIA 568.D

Excel Enbeam 24 Way Singlemode Fibre Optic Panel 24 LC Duplex 48F + Pigtail & Cass Blue

Item Code: 201-620-PL



Included accessories

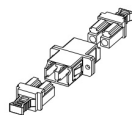
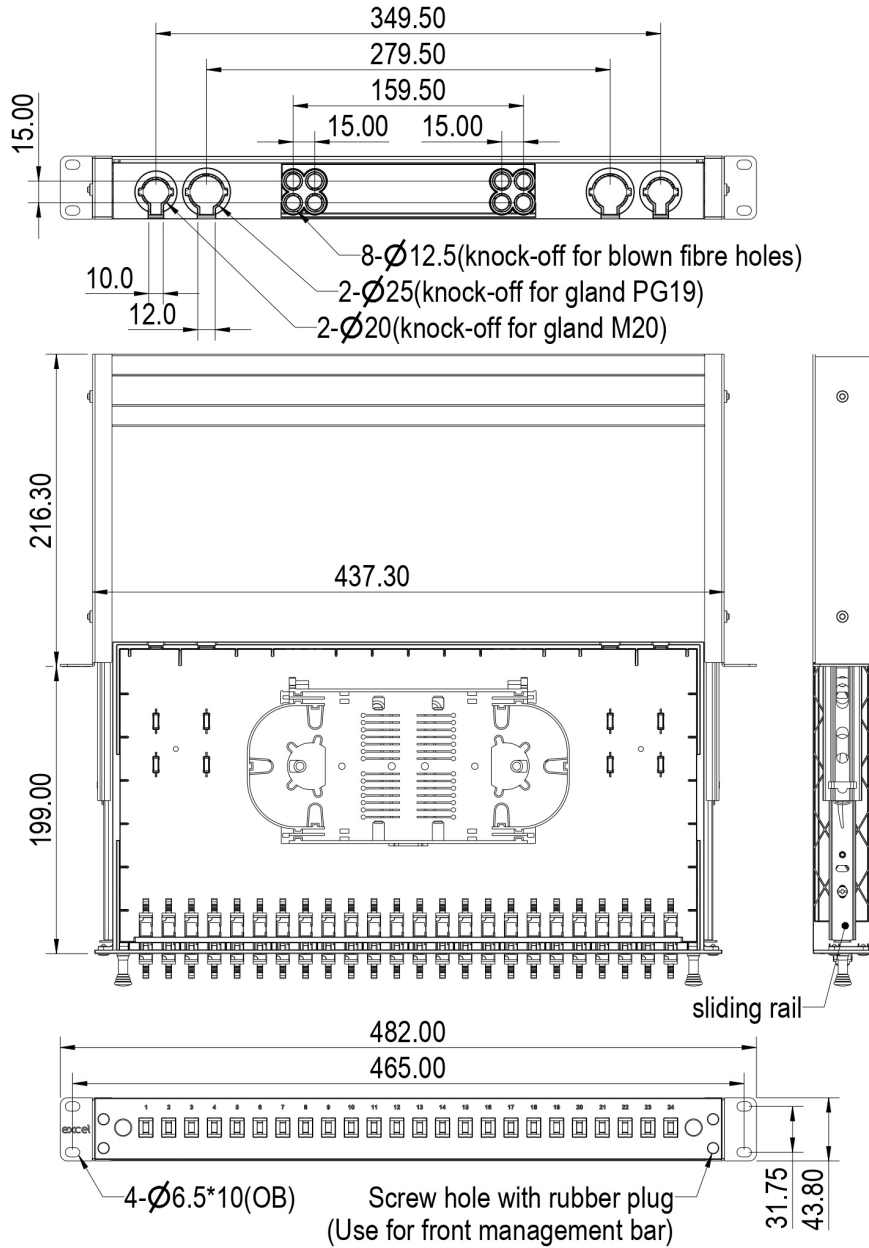
Accessories	Quantity
Cable Gland (PG 13.5)	1
Cable Gland(PG 19)	1
Nylon cable tie	7
Adjustable cable tie	4
24 Position splice holder	1 to 3 Dependant on fibre count
Label holder (210 x 9.2 mm)	2
Mounting twist tie	4
Cage nuts and screws	1 pack

Excel Enbeam 24 Way Singlemode Fibre Optic Panel 24 LC Duplex 48F + Pigtail & Cass Blue

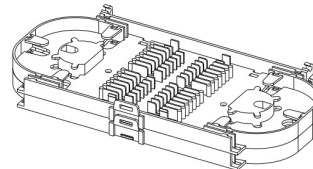
Item Code: 201-620-PL



Product drawing



LC Duplex adaptor with dust caps



Splice cassette with transparent cover

Excel Enbeam 24 Way Singlemode Fibre Optic Panel 24 LC Duplex 48F + Pigtail & Cass Blue

Item Code: 201-620-PL



Standards

Applicable standard	Detail
RoHS-II/-III (2011/65/EU & 2015/863): 2023	Our products, demonstrate full adherence to the regulatory stipulations of the EU Directive 2011/65/EU (RoHS-II) and its corresponding delegated directive 2015/863 (RoHS-III).
WFD: 2023	Compliant to Waste Framework Directive
SCIP: 2023	Compliant - Does Not Contain Substances of Concern in articles as such or in complex objects (Products)
POPs (EU) No 2019/1021	EU Regulation for the restriction of Persistent Organic Pollutants.

Part Number Table

Part Number	Description
201-620-PL	Excel Enbeam 24 Way Singlemode Fibre Optic Panel 24 LC Duplex 48F + Pigtail & Cass Blue
201-621-PL	Excel Enbeam 24 Way Singlemode Fibre Optic Panel 4 LC/APC DX 48F + P/Tail & Cass Green
201-622-PL	Excel Enbeam 24 Way Multimode Fibre Optic Panel 24 LC Duplex 48F + Pigtail & Cass Aqua
201-623-PL	Excel Enbeam 24 Way Multimode Fibre Optic Panel 24 LC Duplex 48F + Pigtail & Cass Violet
201-624-PL	Excel Enbeam 24 Way Singlemode Fibre Optic Panel 24 LC Duplex 48F + Cassette Blue
201-625-PL	Excel Enbeam 24 Way Singlemode Fibre Optic Panel 24 LC/APC Duplex 48F + Cassette Green
201-626-PL	Excel Enbeam 24 Way Multimode Fibre Optic Panel 24 LC Duplex 48F + Cassette Aqua
201-627-PL	Excel Enbeam 24 Way Multimode Fibre Optic Panel 24 LC Duplex 48F + Cassette Violet

Excel is a world class premium performing end to end infrastructure solution designed, Manufactured, supported and delivered without compromise.

Contact us at sales@excel-networking.com



E&OE. Excel is a registered trade name of Mayflex Holdings Ltd.