


Excel Enbeam OM1 Fibre Optic Patch Lead LC-ST Multimode 62.5/125 DX LS0H Grey 20 m

Item Code: 202-008



- 100% optically tested
- Test certificate included
- Low loss connectors
- Zirconia ceramic PC ferrules
- Polarity changeable (duplex connectors)
- 25 year system warranty
- CIBSE TM65 Embodied Carbon: 1.018 kg CO2e

Product Overview

Excel OM1 62.5/125 µm duplex patch leads are manufactured from the highest quality 900 µm buffer/jacket optical fibre, terminated with ceramic ferrule connectors.

Each cable has strain relief boots to prolong and maintain performance levels of the assembly, transmit and receive 'legs' of each duplex cable are identified by means of ring type cable marker fixed to each end the assembly. A short distance from these identification rings heat shrink is applied to maintain an easy to manage bonded two fibre cable, finally a label containing a unique batch number is fixed to the centre of cable for quality and traceability purposes.

Product Specifications

Feature	Values
Fibre type	Multi mode 62.5/125
Category	OM1
Number of Cores	2
Outer diameter sheath single fibre	2 mm
Cable type	Duplex
Length	20 m
Type of connector connection 1	LC

Excel Enbeam OM1 Fibre Optic Patch Lead LC-ST Multimode 62.5/125 DX LS0H Grey 20 m

Item Code: 202-008



Type of connector connection 2	ST
Outer sheath colour	Grey
Strain relief boot	Push-on
Flame retardant according to IEC 60332-1-2	yes
Low smoke (acc. IEC 61034-2)	yes

Cable specifications

Features	Values	ST Assemblies	SC Assemblies	LC Assemblies
Cable Construction	Duplex zip-cord			
No. of Fibres	2			
Cable Dimensions		2.8 x 5.7mm	2.8 x 5.7mm	2.0 x 4.0mm
Colour	Grey or Orange			
Strength members	Aramid Yarn			
Temperature range	-20C to +70C			
Connector Material		Nickel plated Brass	Composite	Composite
Minimum bend radius (loaded)	10 x cable diameter			
Connector Ferrule		2.5mm Zirconium ceramic	2.5mm Zirconium ceramic	1.25mm Zirconium ceramic
Ferrule End Face	PC Polish			
Connector Insertion Loss	Max. 0.3dB			

Fibre specifications

Features	Values
Core diameter	62.5 ± 2.5µm
Core Non-circularity	≤5%
Core-Cladding Concentricity Error	≤1.5µm
Cladding diameter	125 ± 1.0µm
Cladding Non-circularity	≤1.0%
Primary Coating diameter	245 ± 7µm
Coating-Cladding Concentricity Error	≤10.0µm

Excel Enbeam OM1 Fibre Optic Patch Lead LC-ST Multimode 62.5/125 DX LS0H Grey 20 m

Item Code: 202-008



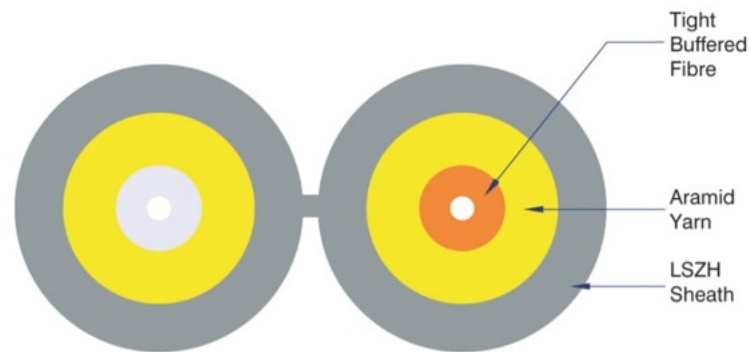
Coating Non-circularity	≤6.0%
Secondary coating diameter	900 µm nominal
Max. attenuation at 850nm	2.7dB/km
Max attenuation at 1300nm	0.6dB/km
Refractive Index at 850nm	1.496
Refractive Index at 1300nm	1.491
Bandwidth at 850nm	200 MHz.km
Bandwidth at 1300nm	500 MHz.km
Numerical Aperture	0.275 ±0.015
Zero Dispersion Wavelength	1320-1365nm
Macrobending Loss - 100 turns, 37.5mm Radius, 850nm	≤0.50dB
Macrobending Loss - 100 turns, 37.5mm Radius, 1300nm	≤0.50dB
Coating Strip Force (typical)	1.5N
Coating Strip Force (peak)	1.3 - 8.9N

Excel Enbeam OM1 Fibre Optic Patch Lead LC-ST Multimode 62.5/125 DX LSOH Grey 20 m

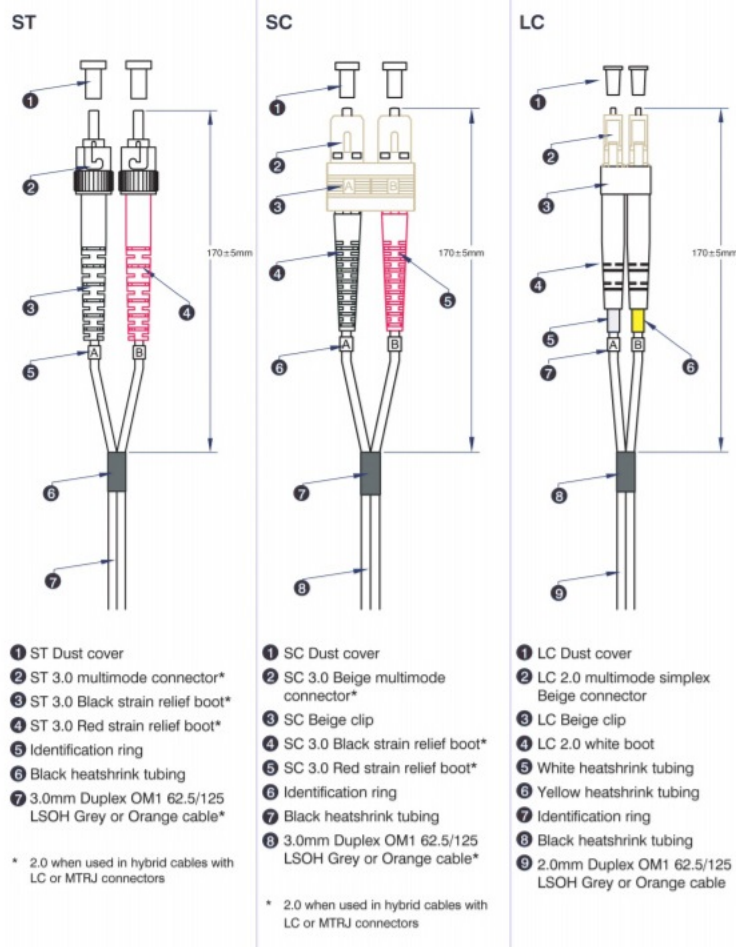
Item Code: 202-008



Cross-section diagram



Product Schematics



Excel Enbeam OM1 Fibre Optic Patch Lead LC-ST Multimode 62.5/125 DX LS0H Grey 20 m

Item Code: 202-008



Standards

Applicable standard	Detail
BS EN 60332-1-2:2004+A11:2016	Tests on electric and optical fibre cables under fire conditions - Test for vertical flame propagation for a single insulated wire or cable. Procedure for 1 kW pre-mixed flame
IEC 60793-1-1:2022	Optical fibres - Part 1-1: Measurement methods and test procedures - General and guidance
IEC 60793-2:2015	Optical fibres - Part 2: Product specifications - General
IEC 60793-2-10:2017	Sectional specification for A1 multimode fibres
IEC 60793-1-20:2014	Optical fibres - Part 1-20: Measurement methods and test procedures - Fibre geometry
IEC 60793-1-21:2001	Optical fibres - Part 1-21: Measurement methods and test procedures - Coating geometry
IEC 60793-1-22:2001	Optical fibres - Part 1-22: Measurement methods and test procedures - Length measurement
IEC 60793-1-30:2010	Optical fibres - Part 1-30: Measurement methods and test procedures - Fibre proof test
IEC 60793-1-31:2010	Optical fibres - Part 1-31: Measurement methods and test procedures - Tensile Strength
ITU G.651.1	Characteristics of a 50/125 µm multimode graded index optical fibre cable for the optical access network
EN 50173-1:2018	Information technology. Generic cabling systems - General requirements
EN 50173-2:2007 + A1:2010	Information technology. Generic cabling systems - Office premises
IEC 61754-1:2013	Fibre optic interconnecting devices and passive components - Fibre optic connector interfaces - Part 1: General and guidance
IEC 61754-2:1996	Fibre optic connector interfaces - Part 2: Type BFOC/2,5 connector family
IEC 61754-4:2013	Fibre optic interconnecting devices and passive components - Fibre optic connector interfaces - Part 4: Type SC connector family
IEC 61754-4-100:2015	Fibre optic interconnecting devices and passive components - Fibre optic connector interfaces - Part 4-100: Type SC connector family - Simplified receptacle SC-PC connector interfaces
RoHS-II/III (2011/65/EU & 2015/863): 2023	Our products, demonstrate full adherence to the regulatory stipulations of the EU Directive 2011/65/EU (RoHS-II) and its corresponding delegated directive 2015/863 (RoHS-III).

Excel Enbeam OM1 Fibre Optic Patch Lead LC-ST Multimode 62.5/125 DX LS0H Grey 20 m

Item Code: 202-008



WFD: 2023

Compliant to Waste Framework Directive

SCIP: 2023

Compliant - Does Not Contain Substances of Concern In articles as such or in complex objects (Products)

POPs (EU) No 2019/1021

EU Regulation for the restriction of Persistent Organic Pollutants.

Part Number Table

Part Number	Description
200-181	Excel Enbeam OM1 Fibre Optic Patch Lead LC-LC Multimode 62.5/125 DX LS0H Grey 1 m
200-182	Excel Enbeam OM1 Fibre Optic Patch Lead LC-LC Multimode 62.5/125 DX LS0H Grey 2 m
200-183	Excel Enbeam OM1 Fibre Optic Patch Lead LC-LC Multimode 62.5/125 DX LS0H Grey 3 m
200-184	Excel Enbeam OM1 Fibre Optic Patch Lead LC-LC Multimode 62.5/125 DX LS0H Grey 5 m
200-185	Excel Enbeam OM1 Fibre Optic Patch Lead LC-SC Multimode 62.5/125 DX LS0H Grey 1 m
200-186	Excel Enbeam OM1 Fibre Optic Patch Lead LC-SC Multimode 62.5/125 DX LS0H Grey 2 m
200-187	Excel Enbeam OM1 Fibre Optic Patch Lead LC-SC Multimode 62.5/125 DX LS0H Grey 3 m
200-188	Excel Enbeam OM1 Fibre Optic Patch Lead LC-SC Multimode 62.5/125 DX LS0H Grey 5 m
200-189	Excel Enbeam OM1 Fibre Optic Patch Lead LC-ST Multimode 62.5/125 DX LS0H Grey 1 m
200-190	Excel Enbeam OM1 Fibre Optic Patch Lead LC-ST Multimode 62.5/125 DX LS0H Grey 2 m
200-191	Excel Enbeam OM1 Fibre Optic Patch Lead LC-ST Multimode 62.5/125 DX LS0H Grey 3 m
200-192	Excel Enbeam OM1 Fibre Optic Patch Lead LC-ST Multimode 62.5/125 DX LS0H Grey 5 m
200-290	Excel Enbeam OM1 Fibre Optic Patch Lead ST-ST Multimode 62.5/125 DX LS0H Grey 1 m
200-300	Excel Enbeam OM1 Fibre Optic Patch Lead ST-ST Multimode 62.5/125 DX LS0H Grey 2 m
200-310	Excel Enbeam OM1 Fibre Optic Patch Lead ST-ST Multimode 62.5/125 DX LS0H Grey 3 m

Excel Enbeam OM1 Fibre Optic Patch Lead LC-ST Multimode 62.5/125 DX LS0H Grey 20 m

Item Code: 202-008



200-320	Excel Enbeam OM1 Fibre Optic Patch Lead ST-ST Multimode 62.5/125 DX LS0H Grey 5 m
200-324	Excel Enbeam OM1 Fibre Optic Patch Lead ST-ST Multimode 62.5/125 DX LS0H Grey 10 m
200-326	Excel Enbeam OM1 Fibre Optic Patch Lead ST-ST Multimode 62.5/125 DX LS0H Grey 15 m
200-329	Excel Enbeam OM1 Fibre Optic Patch Lead ST-ST Multimode 62.5/125 DX LS0H Grey 20 m
200-500	Excel Enbeam OM1 Fibre Optic Patch Lead SC-SC Multimode 62.5/125 DX LS0H Grey 1 m
200-510	Excel Enbeam OM1 Fibre Optic Patch Lead SC-SC Multimode 62.5/125 DX LS0H Grey 2 m
200-520	Excel Enbeam OM1 Fibre Optic Patch Lead SC-SC Multimode 62.5/125 DX LS0H Grey 3 m
200-524	Excel Enbeam OM1 Fibre Optic Patch Lead SC-SC Multimode 62.5/125 DX LS0H Grey 10 m
200-525	Excel Enbeam OM1 Fibre Optic Patch Lead SC-SC Multimode 62.5/125 DX LS0H Grey 15 m
200-526	Excel Enbeam OM1 Fibre Optic Patch Lead SC-SC Multimode 62.5/125 DX LS0H Grey 20 m
200-530	Excel Enbeam OM1 Fibre Optic Patch Lead SC-SC Multimode 62.5/125 DX LS0H Grey 5 m
200-600	Excel Enbeam OM1 Fibre Optic Patch Lead ST-SC Multimode 62.5/125 DX LS0H Grey 1 m
200-610	Excel Enbeam OM1 Fibre Optic Patch Lead ST-SC Multimode 62.5/125 DX LS0H Grey 2 m
200-620	Excel Enbeam OM1 Fibre Optic Patch Lead ST-SC Multimode 62.5/125 DX LS0H Grey 3 m
200-630	Excel Enbeam OM1 Fibre Optic Patch Lead ST-SC Multimode 62.5/125 DX LS0H Grey 5 m
200-634	Excel Enbeam OM1 Fibre Optic Patch Lead ST-SC Multimode 62.5/125 DX LS0H Grey 10 m
200-635	Excel Enbeam OM1 Fibre Optic Patch Lead ST-SC Multimode 62.5/125 DX LS0H Grey 15 m
200-636	Excel Enbeam OM1 Fibre Optic Patch Lead ST-SC Multimode 62.5/125 DX LS0H Grey 20 m
202-000	Excel Enbeam OM1 Fibre Optic Patch Lead LC-LC Multimode 62.5/125 DX LS0H Grey 10 m
202-001	Excel Enbeam OM1 Fibre Optic Patch Lead LC-LC Multimode 62.5/125 DX LS0H Grey 15 m

Excel Enbeam OM1 Fibre Optic Patch Lead LC-ST Multimode 62.5/125 DX LS0H Grey 20 m

Item Code: 202-008



202-002	Excel Enbeam OM1 Fibre Optic Patch Lead LC-LC Multimode 62.5/125 DX LS0H Grey 20 m
202-003	Excel Enbeam OM1 Fibre Optic Patch Lead LC-SC Multimode 62.5/125 DX LS0H Grey 10 m
202-004	Excel Enbeam OM1 Fibre Optic Patch Lead LC-SC Multimode 62.5/125 DX LS0H Grey 15 m
202-006	Excel Enbeam OM1 Fibre Optic Patch Lead LC-ST Multimode 62.5/125 DX LS0H Grey 10 m
202-007	Excel Enbeam OM1 Fibre Optic Patch Lead LC-ST Multimode 62.5/125 DX LS0H Grey 15 m
202-008	Excel Enbeam OM1 Fibre Optic Patch Lead LC-ST Multimode 62.5/125 DX LS0H Grey 20 m
202-170	Excel Enbeam OM1 Fibre Optic Patch Lead LC-LC Multimode 62.5/125 DX LS0H Grey 0.5 m
202-177	Excel Enbeam OM1 Fibre Optic Patch Lead LC-SC Multimode 62.5/125 DX LS0H Grey 0.5 m
202-180	Excel Enbeam OM1 Fibre Optic Patch Lead LC-SC Multimode 62.5/125 DX LS0H Grey 30 m
202-183	Excel Enbeam OM1 Fibre Optic Patch Lead LC-ST Multimode 62.5/125 DX LS0H Grey 0.5 m
202-186	Excel Enbeam OM1 Fibre Optic Patch Lead LC-ST Multimode 62.5/125 DX LS0H Grey 30 m
202-190	Excel Enbeam OM1 Fibre Optic Patch Lead SC-SC Multimode 62.5/125 DX LS0H Grey 0.5 m
202-193	Excel Enbeam OM1 Fibre Optic Patch Lead SC-SC Multimode 62.5/125 DX LS0H Grey 30 m
202-196	Excel Enbeam OM1 Fibre Optic Patch Lead ST-ST Multimode 62.5/125 DX LS0H Grey 0.5 m

Excel is a world class premium performing end to end infrastructure solution designed, Manufactured, supported and delivered without compromise.

Contact us at sales@excel-networking.com



E&OE. Excel is a registered trade name of Mayflex Holdings Ltd.