

Excel Enbeam ST Patch Box 12 Port (12 Core) 160mm x 160mm x 80mm

Part Code: 202-026

sales@excel-networking.com
excel-networking.com

CIBSE TM65 Embodied Carbon: 6.641 kg CO2e



Main Features

- / ST connectors
- / One piece body
- / Ideal for conduit or cable gland entry
- / Also available with LC/SC connectors
- / 20 mm knock out on every side and pre-drilled 5 mm fixing holes in base
- / 25 year system warranty

Product Overview

Excel has an extensive range of ST, SC (Duplex) and LC (Quad) patch boxes suitable for wall, floor or desk mounting. With a 20 mm knock out on every side and pre-drilled fixing holes. Ideal for conduit or cable gland entry this new range allows you to select the perfect box to suit your application. The number of ports shown denotes the number of adaptors.

Product Specifications

Excel Enbeam ST Patch Box 12 Port (12 Core) 160mm x 160mm x 80mm

Part Code: 202-026

sales@excel-networking.com
excel-networking.com

Feature	Values
Surface mounted	yes
Type of fastening	Screwing
Type of connector	ST
With couplers	12 Port Loaded
Suitable for number of couplers	12
Suitable for type of fibre	Multi mode
IP-rating	IP20
Width	110 mm
Height	80 mm
Depth	110 mm

Additional specifications

Features	Values
Operating Temperature	-25 to +80 °C
Cable Entry 20mm knock outs	3
Material	Cold rolled steel
Colour	White - RAL 9002
Material Thickness	1.2 mm
Material Coating	Powder Coating

Excel Enbeam ST Patch Box 12 Port (12 Core) 160mm x 160mm x 80mm

Part Code: 202-026

sales@excel-networking.com
excel-networking.com

Included accessories

Accessories	Quantity
Nylon cable tie	10
Adjustable cable tie	2
12 Way splice holder	1

Standards

Applicable standard	Detail
Directive 2011/65/EU (RoHS II)	Restriction of the Use of Certain Hazardous Substances in Electrical and Electronic Equipment — compliant. Applies within EU member states).
Directive (EU) 2015/863 (RoHS III)	Amending Directive 2011/65/EU to add four phthalates (DEHP, BBP, DBP, DIBP) to Annex II — compliant.
IEC 61754-1:2013	Fibre optic interconnecting devices and passive components - Fibre optic connector interfaces - Part 1: General and guidance
ISO/IEC 11801-1:2017	Information technology - Generic cabling for customer premises: Part 1 General Requirements
EN 50173-1:2018	Information technology. Generic cabling systems - General requirements
Directive 2008/98/EC (WFD)	Waste Framework Directive — compliant. Implemented in the UK through the Waste (England and Wales) Regulations 2011 (SI 2011 No. 988).
ECHA SCIP Database	Compliant; product does not contain SVHCs (Substances of Very High Concern) as defined under REACH Article 33(1). Submission obligations met under EU REACH and UK REACH.
Regulation (EU) 2019/1021 (POPs)	EU Regulation on Persistent Organic Pollutants — compliant. For Great Britain, compliance is aligned with the

Excel Enbeam ST Patch Box 12 Port (12 Core) 160mm x
160mm x 80mm



Part Code: 202-026

sales@excel-networking.com
excel-networking.com

Persistent Organic Pollutants (Amendment) (EU Exit)
Regulations 2020 (SI 2020 No. 1355).

UK SI 2012 No. 3032

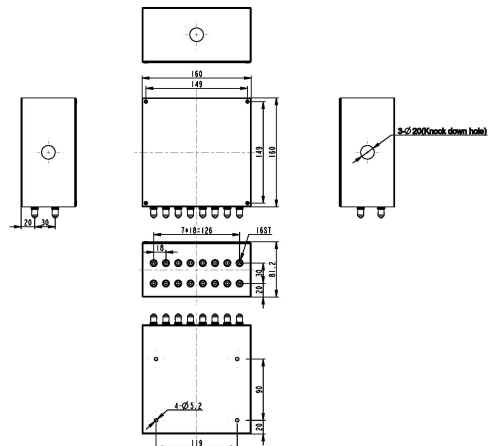
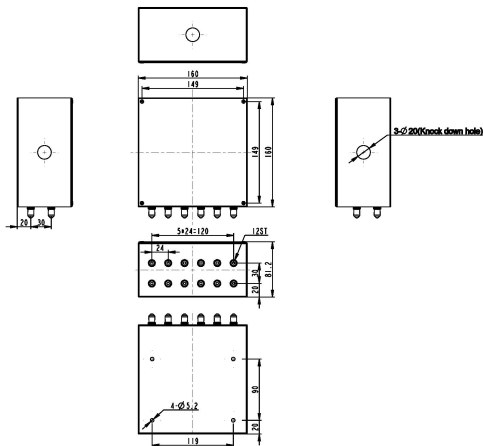
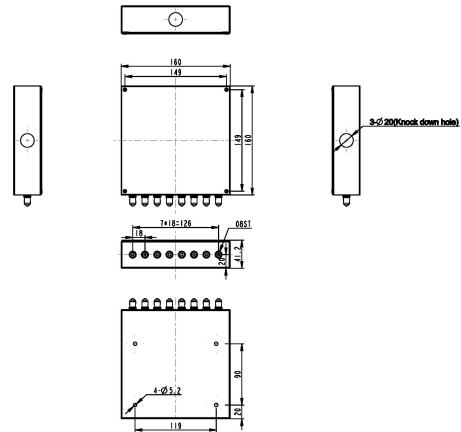
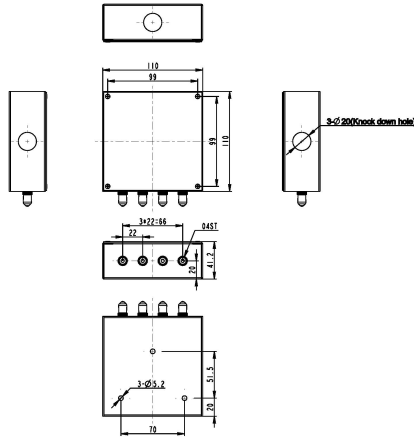
The Restriction of the Use of Certain Hazardous
Substances in Electrical and Electronic Equipment
Regulations 2012 (UK RoHS) — compliant for Great
Britain. Retained EU law, as amended by the Product
Safety and Metrology (Amendment etc.) (EU Exit)
Regulations 2019.

Excel Enbeam ST Patch Box 12 Port (12 Core) 160mm x 160mm x 80mm

Part Code: 202-026

sales@excel-networking.com
excel-networking.com

Product drawings



Part Code Table

Part Code	Description
202-024	Excel Enbeam ST Patch Box 4 Port (4 Core) 110mm x 110mm x 40mm
202-025	Excel Enbeam ST Patch Box 8 Port (8 Core) 160mm x 160mm x 40mm
202-026	Excel Enbeam ST Patch Box 12 Port (12 Core) 160mm x 160mm x 80mm
202-027	Excel Enbeam ST Patch Box 16 Port (16 Core) 160mm x 160mm x 80mm

Excel Enbeam ST Patch Box 12 Port (12 Core) 160mm x
160mm x 80mm



Part Code: 202-026

sales@excel-networking.com
excel-networking.com