


Excel Enbeam 24 Way Multimode OM3 Fibre Optic Panel 12 LC Duplex Shuttered (24 Fibre) Aqua

Item Code: 203-550

excel
without compromise.



✕ Multimode

✕ Choice of port density

✕ Management and fixing kit included

✕ Adjustable fixing arms included

✕ Multiple cable entry to rear

✕ Sliding drawer on ball bearing runners

✕ Up to 48 fibres

Product Overview

The Excel range of LC patch panels are sliding drawer 'tray style' housings suitable for either direct termination or splicing of up to 48 fibres in 1U of rack space. Each panel is manufactured from high quality 2mm thick steel and finished in Black powder coat to provide a strong and durable unit.

To the front of the patch panel the specified number of adaptors are loaded from left to right. The fascia also houses the release latches for the sliding drawer.

Each panel utilises colour coded adaptors, beige, aqua and violet for multimode, blue for singlemode, and green for singlemode APC. Each duplex adaptor accommodates two terminated fibres. Each panel has included within it a set of fixing brackets, and a cable management pack which includes cable entry glands, cable ties, splice holders, cage nuts and screws are also provided.

Note that LC panels can be assembled to order using a combination of adaptors, pigtailed and splice cassettes.

Product Specifications

Feature	Values
Suitable for number of fibre cores	48
Suitable for number of module inserts	24
Loaded with number of couplings/adapters	12
With pigtailed	no
Fibre type	Multi mode 50/125

Excel Enbeam 24 Way Multimode OM3 Fibre Optic Panel 12 LC Duplex Shuttered (24 Fibre) Aqua

Item Code: 203-550



Fibre class	OM3
APC-type	no
Type of connector external	LC-Duplex
Type of connector interior	LC-Duplex
Colour	Black
RAL-number	9005
Mounting method	482.6 mm (19 inch) mounting
Number of rack units (RU)	1
Height	43.5 mm
Width	483 mm
Depth	219.5 mm

Additional specifications

Feature	Value
Operating Temperature	-40 to +80 °C
IP Rating	IP20
Cable Entry 20mm	2
Cable Entry 25mm	2
Material	Cold rolled steel
Material Thickness	1.2 mm
Material Coating	Powder coating
RoHs Compliant Adaptor	Yes
Designed in accordance with	ISO/IEC 11801, IEC60304, IEC61754, TIA/EIA 568.D

Included accessories

Accessories	Quantity
Cable Gland (PG 13.5)	1
Cable Gland(PG 19)	1
Nylon cable tie	7
Adjustable cable tie	4
24 Position splice holder	1 to 3 Dependant on fibre count

Excel Enbeam 24 Way Multimode OM3 Fibre Optic Panel 12 LC Duplex Shuttered (24 Fibre) Aqua

Item Code: 203-550



Label holder (210 x 9.2 mm)	2
Mounting twist tie	4
Cage nuts and screws	1 pack

Excel Enbeam 24 Way Multimode OM3 Fibre Optic
Panel 12 LC Duplex Shuttered (24 Fibre) Aqua

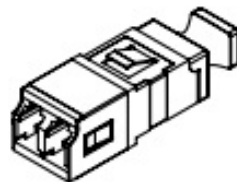
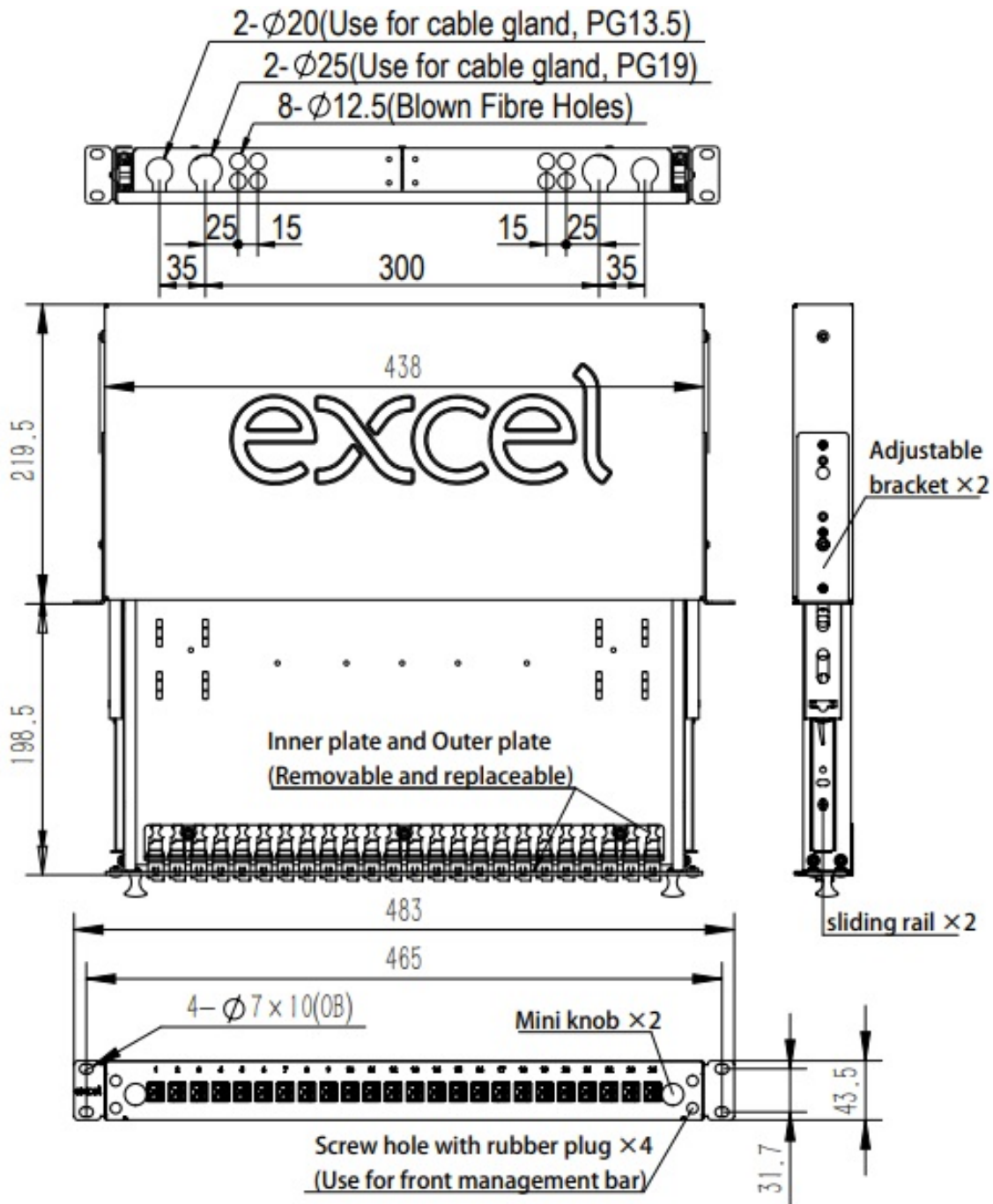
Item Code: 203-550



Product drawing

Excel Enbeam 24 Way Multimode OM3 Fibre Optic Panel 12 LC Duplex Shuttered (24 Fibre) Aqua

Item Code: 203-550



LC Duplex Inner Shutter adaptor

Excel Enbeam 24 Way Multimode OM3 Fibre Optic Panel 12 LC Duplex Shuttered (24 Fibre) Aqua

Item Code: 203-550



Standards

Applicable standard	Detail
RoHS-II/-III (2011/65/EU & 2015/863): 2023	Our products, demonstrate full adherence to the regulatory stipulations of the EU Directive 2011/65/EU (RoHS-II) and its corresponding delegated directive 2015/863 (RoHS-III).
WFD: 2023	Compliant to Waste Framework Directive
SCIP: 2023	Compliant - Does Not Contain Substances of Concern In articles as such or in complex objects (Products)
POPs (EU) No 2019/1021	EU Regulation for the restriction of Persistent Organic Pollutants.

Part Number Table

Part Number	Description
203-550	Excel Enbeam 24 Way Multimode OM3 Fibre Optic Panel 12 LC Duplex Shuttered (24 Fibre) Aqua
203-552	Excel Enbeam 24 Way Multimode OM3 Fibre Optic Panel 24 LC Duplex Shuttered (48 Fibre) Aqua

Excel is a world class premium performing end to end infrastructure solution designed, Manufactured, supported and delivered without compromise.

Contact us at sales@excel-networking.com



E&OE. Excel is a registered trade name of Mayflex Holdings Ltd.