


# Excel Enbeam OM4 12 Core MTP to LC Fanout Cable 10 m

Part Code: 208-OM4-12C-FAN-010

sales@excel-networking.com  
excel-networking.com



## Main Features

- / US Conec MTP Elite connectors
- / Standard Method B Pinned (Male) Connectors
- / 100% Optically Tested
- / Very Low Loss
- / Single mode Angled Connectors
- / Euroclass Cca-s1b-d0-a1

## Product Overview

The Enbeam MTP Elite® Trunk Cables offer pre-terminated optical fibre that is factory tested in a range of core counts. The trunk cable is manufactured with multiple, 12 core MTP Elite® connectors to give 12, 24, 36, 48, 72, 96 or 144 core cables.

The US Conec MTP Elite® connector has been chosen as the MPO (Multiple-Fibre Push-On/Pull-off) for superior performance with low loss properties. The MTP Elite® is the superior connector from the superior MPO manufacturer.

Each cable is tested in the factory and is supplied with the test certificate. Each end of the cable has the MTP Elite® connector(s) protected with a flexible hose.

**Part Code: 208-OM4-12C-FAN-010**

sales@excel-networking.com  
excel-networking.com

## Product Specifications

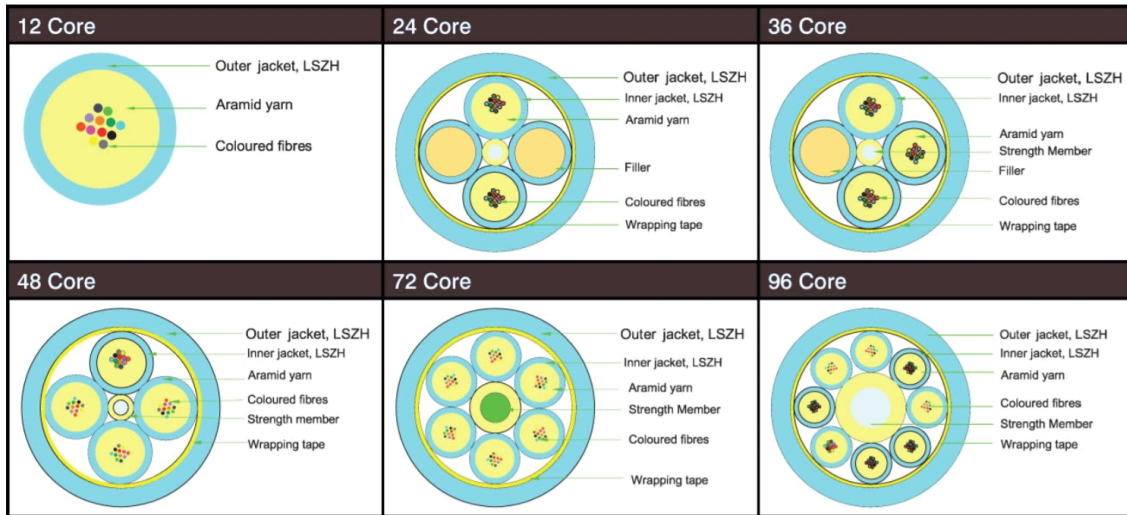
Feature	Values
Fibre type	<b>Multi mode 50/125</b>
Category	<b>OM4</b>
Number of Cores	<b>12</b>
Cable type	<b>Breakout</b>
Length	<b>10 m</b>
Type of connector connection 1	<b>MT/MPO</b>
Type of connector connection 2	<b>LC</b>
Outer sheath colour	<b>Aqua</b>
Flame retardant according to IEC 60332-1-2	<b>yes</b>
Low smoke (acc. IEC 61034-2)	<b>yes</b>

# Excel Enbeam OM4 12 Core MTP to LC Fanout Cable 10 m

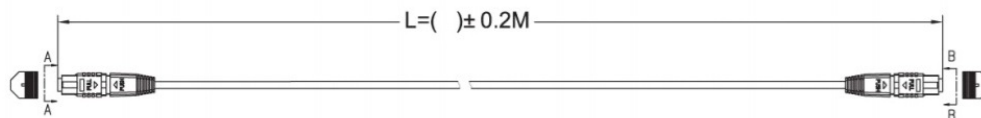
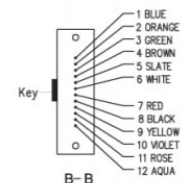
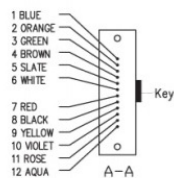
Part Code: 208-OM4-12C-FAN-010

sales@excel-networking.com  
excel-networking.com

## Cross-section diagram



## Product drawing (12-Core MTP Trunk)

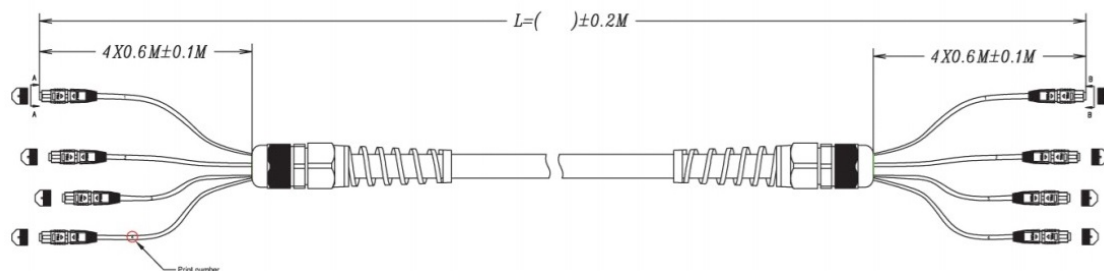


# Excel Enbeam OM4 12 Core MTP to LC Fanout Cable 10 m

Part Code: 208-OM4-12C-FAN-010

sales@excel-networking.com  
excel-networking.com

## Product drawing (48-Core MTP Trunk)



## Cable specifications

Fibres	12	24	36	48	72	96
MTP	1	2	3	4	6	8
OD (mm)	3	9	9	9	11.2	13.5
Max. Pulling Tension (N)	80	160	160	200	300	300
Cable Weight (kg/km)	7.8	72	78	79	126	178
Min. Bend Radius (mm)	90	270	270	270	336	405

**Part Code: 208-OM4-12C-FAN-010**

sales@excel-networking.com  
excel-networking.com

## Cable specifications (continued)

Features	OS2	OM3	OM4
Cable colour	<b>Yellow</b>	<b>Aqua</b>	<b>Heather Violet</b>
Temperature range	<b>-20°C to 70°C</b>	<b>-20°C to 70°C</b>	<b>-20°C to 70°C</b>
Strength Members	<b>Aramid Yarn</b>	<b>Aramid Yarn</b>	<b>Aramid Yarn</b>
Connector Material	<b>Composite</b>	<b>Composite</b>	<b>Composite</b>
Max. Insertion Loss (dB)	<b>0.3</b>	<b>0.3</b>	<b>0.3</b>
Typical Insertion Loss (dB)	<b>0.15</b>	<b>0.15</b>	<b>0.15</b>

## Standards

Applicable standard	Detail
BS EN 60332-1-2:2004+A11:2016	Tests on electric and optical fibre cables under fire conditions - Test for vertical flame propagation for a single insulated wire or cable. Procedure for 1 kW pre-mixed flame
IEC 60793-1-1:2022	Optical fibres - Part 1-1: Measurement methods and test procedures - General and guidance
IEC 60793-2:2015	Optical fibres - Part 2: Product specifications - General
IEC 60793-2-10:2017	Sectional specification for A1 multimode fibres
IEC 60793-1-20:2014	Optical fibres - Part 1-20: Measurement methods and test procedures - Fibre geometry
IEC 60793-1-21:2001	Optical fibres - Part 1-21: Measurement methods and test procedures - Coating geometry
IEC 60793-1-22:2001	Optical fibres - Part 1-22: Measurement methods and test procedures - Length measurement

# Excel Enbeam OM4 12 Core MTP to LC Fanout Cable 10 m

Part Code: 208-OM4-12C-FAN-010

sales@excel-networking.com  
excel-networking.com

IEC 60793-1-30:2010	Optical fibres - Part 1-30: Measurement methods and test procedures - Fibre proof test
IEC 60793-1-31:2010	Optical fibres - Part 1-31: Measurement methods and test procedures - Tensile Strength
ITU G.651.1	Characteristics of a 50/125 µm multimode graded index optical fibre cable for the optical access network
EN 50173-1:2018	Information technology. Generic cabling systems - General requirements
EN 50173-2:2007 + A1:2010	Information technology. Generic cabling systems - Office premises
IEC 61754-1:2013	Fibre optic interconnecting devices and passive components - Fibre optic connector interfaces - Part 1: General and guidance
IEC 61754-2:1996	Fibre optic connector interfaces - Part 2: Type BFOC/2,5 connector family
IEC 61754-4:2013	Fibre optic interconnecting devices and passive components - Fibre optic connector interfaces - Part 4: Type SC connector family
IEC 61754-4-100:2015	Fibre optic interconnecting devices and passive components - Fibre optic connector interfaces - Part 4-100: Type SC connector family - Simplified receptacle SC-PC connector interfaces
IEC 61754-20:2012	Fibre optic connector interfaces - Part 20: Type LC connector family
Directive 2011/65/EU (RoHS II)	Restriction of the Use of Certain Hazardous Substances in Electrical and Electronic Equipment — compliant. Applies within EU member states).
Directive (EU) 2015/863 (RoHS III)	Amending Directive 2011/65/EU to add four phthalates (DEHP, BBP, DBP, DIBP) to Annex II — compliant.
Directive 2008/98/EC (WFD)	Waste Framework Directive — compliant. Implemented in the UK through the Waste (England and Wales) Regulations 2011 (SI 2011 No. 988).
ECHA SCIP Database	Compliant; product does not contain SVHCs (Substances of Very High Concern) as defined under REACH Article 33(1). Submission obligations met under EU REACH and

# Excel Enbeam OM4 12 Core MTP to LC Fanout Cable 10 m

**Part Code: 208-OM4-12C-FAN-010**

sales@excel-networking.com  
excel-networking.com

## UK REACH.

Regulation (EU) 2019/1021 (POPs)

EU Regulation on Persistent Organic Pollutants — compliant. For Great Britain, compliance is aligned with the Persistent Organic Pollutants (Amendment) (EU Exit) Regulations 2020 (SI 2020 No. 1355).

UK SI 2012 No. 3032

The Restriction of the Use of Certain Hazardous Substances in Electrical and Electronic Equipment Regulations 2012 (UK RoHS) — compliant for Great Britain. Retained EU law, as amended by the Product Safety and Metrology (Amendment etc.) (EU Exit) Regulations 2019.

## Part Code Table

Part Code	Description
208-OM3-12C-MTP-025	<b>Excel Enbeam OM3 12 Core MTP Trunk Cable 25 m</b>
208-OM3-12C-MTP-050	<b>Excel Enbeam OM3 12 Core MTP Trunk Cable 50 m</b>
208-OM3-12C-MTP-075	<b>Enbeam OM3 12 Core MTP Trunk Cable - 75m</b>
208-OM3-12C-MTP-100	<b>Excel Enbeam OM3 12 Core MTP Trunk Cable 100 m</b>
208-OM3-24C-MTP-025	<b>Enbeam OM3 24 Core MTP Trunk Cable - 25m</b>
208-OM4-12C-FAN-010	<b>Excel Enbeam OM4 12 Core MTP to LC Fanout Cable 10 m</b>
208-OM4-12C-FAN-015	<b>Excel Enbeam OM4 12 Core MTP to LC Fanout Cable 15 m</b>
208-OM4-12C-FAN-020	<b>Enbeam OM4 12 Core MTP to LC Fanout Cable - 20m</b>
208-OM4-12C-MTP-025	<b>Excel Enbeam OM4 12 Core MTP Trunk Cable 25 m</b>
208-OM4-12C-MTP-050	<b>Excel Enbeam OM4 12 Core MTP Trunk Cable 50 m</b>
208-OM4-12C-MTP-075	<b>Excel Enbeam OM4 12 Core MTP Trunk Cable 75 m</b>
208-OM4-12C-MTP-100	<b>Excel Enbeam OM4 12 Core MTP Trunk Cable 100 m</b>
208-OM4-24C-MTP-025	<b>Enbeam OM4 24 Core MTP Trunk Cable - 25m</b>

# Excel Enbeam OM4 12 Core MTP to LC Fanout Cable 10 m



Part Code: 208-OM4-12C-FAN-010

sales@excel-networking.com  
excel-networking.com

