


Excel Enbeam OM4 12 Core MTP to LC Fanout Cable 15 m

Item Code: 208-OM4-12C-FAN-015

excel
without compromise.



✕ US Conec MTP Elite connectors

✕ Very Low Loss

✕ Standard Method B Pinned (Male) Connectors

✕ Single mode Angled Connectors

✕ 100% Optically Tested

✕ Euroclass Cca-s1b-d0-a1

✕ 25 Year system warranty

Product Overview

The Enbeam MTP Elite® Trunk Cables offer pre-terminated optical fibre that is factory tested in a range of core counts. The trunk cable is manufactured with multiple, 12 core MTP Elite® connectors to give 12, 24, 36, 48, 72, 96 or 144 core cables.

The US Conec MTP Elite® connector has been chosen as the MPO (Multiple-Fibre Push-On/Pull-off) for superior performance with low loss properties. The MTP Elite® is the superior connector from the superior MPO manufacturer.

Each cable is tested in the factory and is supplied with the test certificate. Each end of the cable has the MTP Elite® connector(s) protected with a flexible hose.

Product Specifications

Feature	Values
Fibre type	Multi mode 50/125
Category	OM4
Number of Cores	12
Cable type	Breakout
Length	10 m
Type of connector connection 1	MT/MPO
Type of connector connection 2	LC

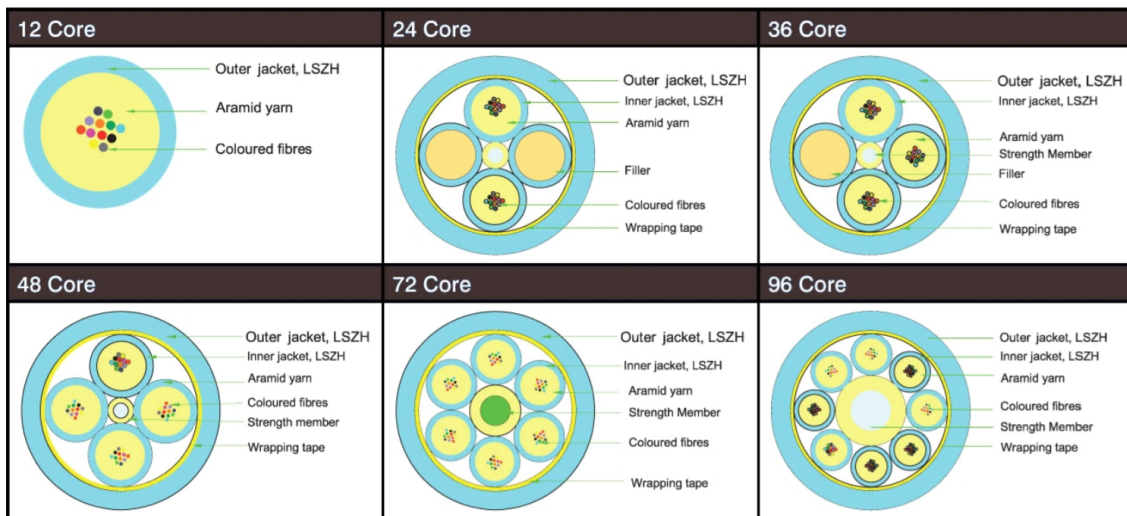
Excel Enbeam OM4 12 Core MTP to LC Fanout Cable 15 m

Item Code: 208-OM4-12C-FAN-015

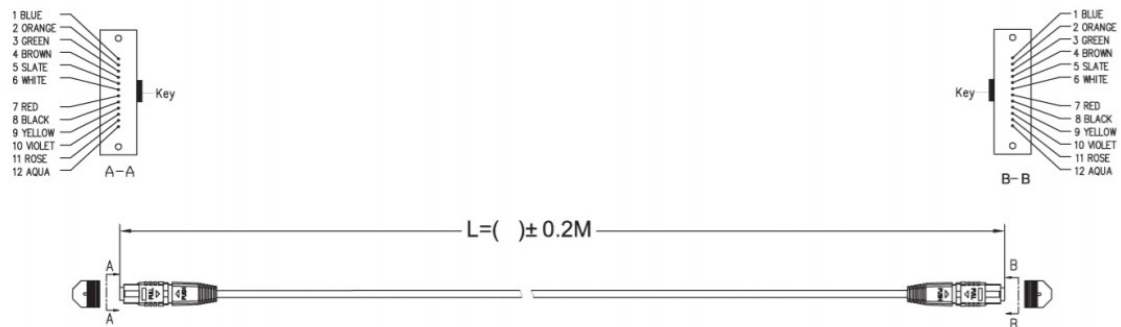


Outer sheath colour	Aqua
Flame retardant according to IEC 60332-1-2	yes
Low smoke (acc. IEC 61034-2)	yes

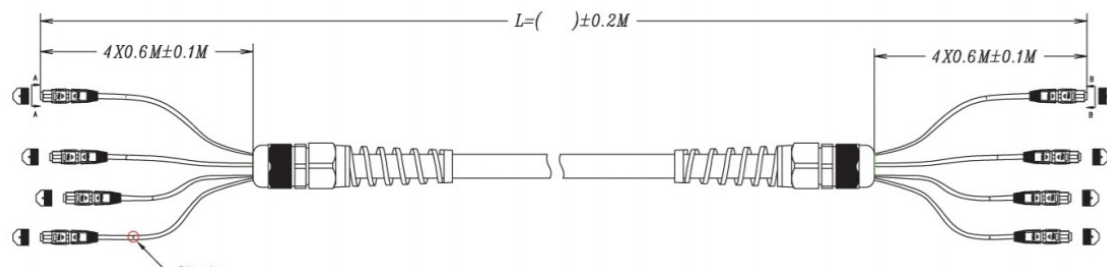
Cross-section diagram



Product drawing (12-Core MTP Trunk)



Product drawing (48-Core MTP Trunk)



Cable specifications

Fibres	12	24	36	48	72	96
MTP	1	2	3	4	6	8
OD (mm)	3	9	9	9	11.2	13.5
Max. Pulling Tension (N)	80	160	160	200	300	300
Cable Weight (kg/km)	7.8	72	78	79	126	178
Min. Bend Radius (mm)	90	270	270	270	336	405

Cable specifications (continued)

Features	OS2	OM3	OM4
Cable colour	Yellow	Aqua	Heather Violet
Temperature range	-20°C to 70°C	-20°C to 70°C	-20°C to 70°C
Strength Members	Aramid Yarn	Aramid Yarn	Aramid Yarn
Connector Material	Composite	Composite	Composite
Max. Insertion Loss (dB)	0.3	0.3	0.3
Typical Insertion Loss (dB)	0.15	0.15	0.15

Standards

Applicable standard	Detail
BS EN 60332-1-2:2004+A11:2016	Tests on electric and optical fibre cables under fire conditions - Test for vertical flame propagation for a single insulated wire or cable. Procedure for 1 kW pre-mixed flame
IEC 60793-1-1:2022	Optical fibres - Part 1-1: Measurement methods and test procedures - General and guidance
IEC 60793-2:2015	Optical fibres - Part 2: Product specifications - General
IEC 60793-2-10:2017	Sectional specification for A1 multimode fibres
IEC 60793-1-20:2014	Optical fibres - Part 1-20: Measurement methods and test procedures - Fibre geometry
IEC 60793-1-21:2001	Optical fibres - Part 1-21: Measurement methods and test procedures - Coating geometry
IEC 60793-1-22:2001	Optical fibres - Part 1-22: Measurement methods and test procedures - Length measurement
IEC 60793-1-30:2010	Optical fibres - Part 1-30: Measurement methods and test procedures - Fibre proof test
IEC 60793-1-31:2010	Optical fibres - Part 1-31: Measurement methods and test procedures - Tensile Strength
ITU G.651.1	Characteristics of a 50/125 µm multimode graded index optical fibre cable for the optical access network
EN 50173-1:2018	Information technology. Generic cabling systems - General requirements
EN 50173-2:2007 + A1:2010	Information technology. Generic cabling systems - Office premises
IEC 61754-1:2013	Fibre optic interconnecting devices and passive components - Fibre optic connector interfaces - Part 1: General and guidance
IEC 61754-2:1996	Fibre optic connector interfaces - Part 2: Type BFOC/2,5 connector family
IEC 61754-4:2013	Fibre optic interconnecting devices and passive components - Fibre optic connector interfaces - Part 4: Type SC connector family
IEC 61754-4-100:2015	Fibre optic interconnecting devices and passive components - Fibre optic connector interfaces - Part 4-100: Type SC connector family - Simplified receptacle SC-PC connector interfaces
RoHS-II/III (2011/65/EU & 2015/863): 2023	Our products, demonstrate full adherence to the regulatory stipulations of the EU Directive 2011/65/EU (RoHS-II) and its corresponding delegated directive 2015/863 (RoHS-III).

Excel Enbeam OM4 12 Core MTP to LC Fanout Cable 15 m

Item Code: 208-OM4-12C-FAN-015



WFD: 2023

Compliant to Waste Framework Directive

SCIP: 2023

Compliant - Does Not Contain Substances of Concern In articles as such or in complex objects (Products)

POPs (EU) No 2019/1021

EU Regulation for the restriction of Persistent Organic Pollutants.

Part Number Table

Part Number	Description
208-OM3-12C-MTP-025	Excel Enbeam OM3 12 Core MTP Trunk Cable 25 m
208-OM3-12C-MTP-050	Excel Enbeam OM3 12 Core MTP Trunk Cable 50 m
208-OM3-12C-MTP-075	Enbeam OM3 12 Core MTP Trunk Cable - 75m
208-OM3-12C-MTP-100	Excel Enbeam OM3 12 Core MTP Trunk Cable 100 m
208-OM3-24C-MTP-025	Enbeam OM3 24 Core MTP Trunk Cable - 25m
208-OM4-12C-FAN-010	Excel Enbeam OM4 12 Core MTP to LC Fanout Cable 10 m
208-OM4-12C-FAN-015	Excel Enbeam OM4 12 Core MTP to LC Fanout Cable 15 m
208-OM4-12C-FAN-020	Enbeam OM4 12 Core MTP to LC Fanout Cable - 20m
208-OM4-12C-MTP-025	Excel Enbeam OM4 12 Core MTP Trunk Cable 25 m
208-OM4-12C-MTP-050	Excel Enbeam OM4 12 Core MTP Trunk Cable 50 m
208-OM4-12C-MTP-075	Excel Enbeam OM4 12 Core MTP Trunk Cable 75 m
208-OM4-12C-MTP-100	Excel Enbeam OM4 12 Core MTP Trunk Cable 100 m
208-OM4-24C-MTP-025	Enbeam OM4 24 Core MTP Trunk Cable - 25m

Excel is a world class premium performing end to end infrastructure solution designed, Manufactured, supported and delivered without compromise.

Contact us at sales@excel-networking.com



E&OE. Excel is a registered trade name of Mayflex Holdings Ltd.